

# Human/Machine Interfaces

Magelis™ GTU Universal panels

Catalog  
January 2018



# Quick access to Product information

## Select your Catalog, your Training

### Digi-Cat

The complete digital catalogue for industrial automation



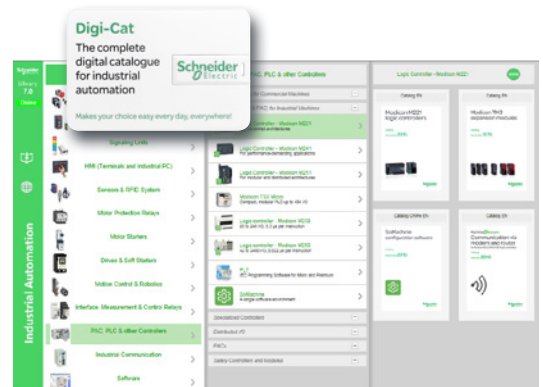
Makes your choice easy every day, everywhere!



With just 3 clicks, you can reach the 7,000 pages of the Industrial Automation & Control catalogue, in both English and French.

- Digi-Cat is available on a USB key (for PC). To get your Digi-Cat, please contact your local center
- Download Digi-Cat from this address:

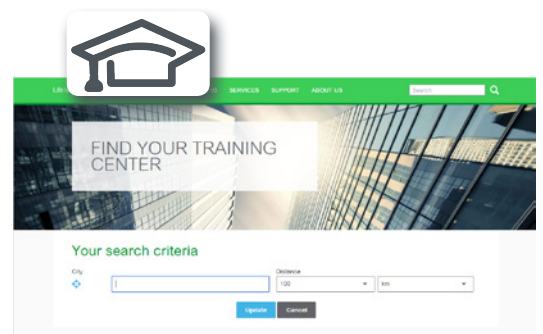
<http://digi-cat.schneider-electric.com/download.html>



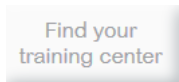
### Find your training

- Find the right training for your needs
- Locate the training center with the selector tool, using this address:

<http://www.schneider-electric.com/b2b/en/services/training/technical-training.jsp>



then click on



Life Is On



# General contents

## Magelis™ GTU Universal panels

### ■ General presentation

- Unique HMI flexibility ..... page 2
- Operate intuitively and comfortably ..... page 2
- Simplified installation and maintenance ..... page 3
- Ready for IIOT with Data Management ..... page 3

**Selection guide** ..... page 4

### ■ Presentation

- Operation ..... page 6
- Environment ..... page 6
- Maintenance ..... page 6
- Configuration ..... page 7

■ **Communication** ..... page 7

■ **Software functions** ..... page 9

■ **Industrial automation solutions** ..... page 10

■ **Magelis GTU hardware and HMI software compatibility** ..... page 10

■ **Panel operating modes** ..... page 11

■ **Description** ..... page 12

### ■ References

- Display and box modules ..... page 15
- Separate parts ..... page 16
- Replacement parts ..... page 17
- Connection accessories ..... page 18
- Equivalent product table ..... page 21
- Connection system ..... page 22
- Vijeo Connect for secure remote access ..... page 24

■ **Product reference index** ..... page 26

# Operator dialogue terminals

Magelis™ GTU Universal panels  
 Unique HMI flexibility, Operate intuitively and comfortably

## Magelis GTU Universal panels

Magelis GTU is a high-end HMI range designed in a uniquely modular format that allows you to select and assemble the optimum combination of display unit and processing box as required by your applications.

Magelis Universal panels combine operator efficiency, simplified installation, and flexibility to suit all industrial architectures. This range comprises display modules (Advanced and Smart) and box modules (Premium and Open).



Advanced display + Premium box



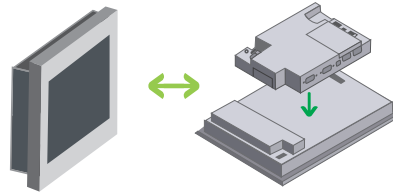
Smart display + Open box

Certified for use in the most demanding automation systems, including industrial control equipments, hazardous locations, and marine applications.

## Unique HMI flexibility

### Modular and scalable

- > Choice of screen size, format, image quality, and processing levels enable Magelis GTU to be used in wide range of applications
- > Universal panels are available in various combinations by simply assembling display modules and box modules



Magelis GTU panel = Display module + Box module

### Monitoring and communication capable

- > Easily integrated in industrial architectures via embedded dual interfaces (2 serial ports with different signal types, 2 Gigabit Ethernet ports, 2/4 USB host ports) and an optional fieldbus interface
- > Innovative wireless connectivity of 12" Smart WLAN display with embedded antenna



Wireless Magelis 12" Smart display

## Operate intuitively and comfortably

### Smartphone-like interface

- > Easy and comfortable handling with intuitive navigation similar to smartphones/ tablets
- > Projected-Capacitive or Resistive technology designed multi-touch screen supports zooming in/out, swiping, and scrolling through menus even with protective gloves or a protective display screen cover



Touch Screen Gestures



Magelis GTU → Multiple combinations with easy assembly

### Operate intuitively and comfortably (continued)

#### Operator efficiency with good visualization

- > High-resolution screen with 16 M colors for a crystal-clear view
- > 16/9 Wide display available in 5 sizes (7", 10", 12", 15", 19") for easy sharing of images with external multimedia devices
- > LED backlight for maximum screen comfort with excellent brightness, complete dimming (100 levels), and auto-adjustment to environment

### Simplified installation and maintenance

- > Parts can be replaced individually thanks to the modular design
- > Easy installation with anti-drop retractable embedded fasteners and no accessories
- > Robust panel housed in an aluminum material with high temperature resistance (up to 60 °C)
- > Dual removable storage units in Box modules speed up maintenance of terminals
- > Easy migration of Magelis GTU panels with Smart display as these displays have cut-outs similar to Magelis XBTGT and Magelis GTW

Magelis GTU panel box units have SD or CFast card slots for huge external data storage.



### Ready for IIoT with Data Management

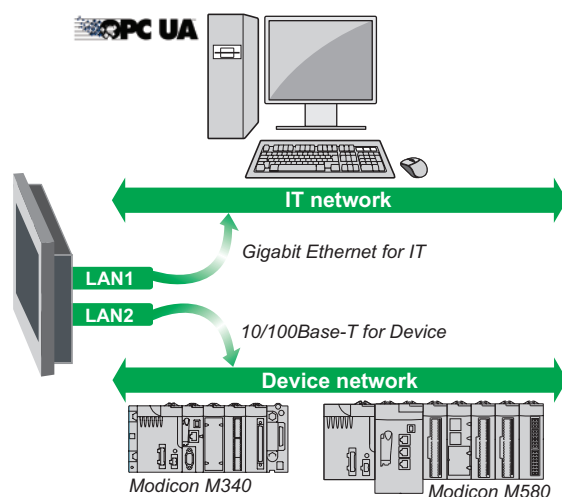
- > Dual LAN (Local Area Network) separates IT and PLC communication for better performance and data security
- > Manage all types of data with Open HMI: Office and PDF documents, CAD files, Web pages, and Multimedia (sound and video)
- > Database link or data analysis with IDS (Intelligent Data Service) and Vijeo XL (Line Management configuration tool) Software used on Open Box
- > Leverage plant floor-to-enterprise communication with OPC-UA interface on Open Box



Open Box Magelis GTU panels enable direct use of IDS (Vijeo Designer add-on) or Vijeo XL





for database link and traceability.




# Operator dialogue terminals


## Magelis™ GTU Universal panels

<b>Applications</b>	Display of text messages, graphic objects, and synoptic views Control and configuration of data			
<b>Type of display module</b>	Advanced Display			
				
<b>Display</b>	Touchscreen, size	7" Wide	10" Wide	12" Wide
	Resolution (pixels)	800 x 480	1,280 x 800	1,280 x 800
	Type	262 K colors, TFT		
<b>Gesture support</b>	Single touch: sliding, scrolling			
<b>Functions</b>	Brightness control	0...100 (Adjusted with touch panel or software)		
	Front USB ports	Optional with XBTZGUSB (Type A port) or HMIZSUSBB (Type mini-B port)		
	Wireless antenna	-		
	Backlight service life	50,000 h		
<b>Dimensions</b>	External W × H × D mm/in.	204 × 149 × 67/ 8.03 × 5.86 × 2.64	269 × 199 × 67/ 10.59 × 7.83 × 2.64	309 × 231 × 67/ 12.17 × 9.09 × 2.64
	Cut-out W × H mm/in.	190 × 135/7.48 × 5.31	255 × 185/10.03 × 7.28	295 × 217/11.61 × 8.54
<b>Supply voltage</b>	12...24 V ---			
<b>Environment</b>	Operating temperature 0-60 °C, Front face protection IP67			
<b>Conformity to standards</b>	EN, IEC, UL 508, CSA, ATEX, Marine			
<b>Compatible box models</b>	Premium and Open box models			
<b>Display module reference</b>	<b>HMIDT351</b>	<b>HMIDT551</b>	<b>HMIDT651</b>	
<b>Pages</b>	13			

<b>Type of box module</b>	Premium Box		
			
<b>CPU</b>	RISC, 600 MHz		
<b>Operating system</b>	Real Time		
<b>Memory</b>	RAM	256 MB	
	Backup memory	512 KB (FRAM/MRAM)	
	Main storage: OS with HMI application	1 GB SD card	
	Memory storage extension	SD card (up to 4 GB)	
<b>Functions</b>	Real-time clock	Yes, built-in	
	Max. variables	8,000 (in Vijeo Designer)	
<b>Video interface</b>	Terminal block with 1 speaker + 1 alarm + 1 buzzer output		
<b>Sound input interface</b>	-		
<b>Sound output interface</b>	Speaker output	300 mW (rated load: 8 Ω, frequency: 1 KHz)	
	LINE output	Rated load: 10 KΩ or more	
<b>Alarm output/Buzzer output</b>	Yes (24 V ---/50 mA or less)		
<b>Communication</b>	Ethernet port	x2 RJ45 (independent)	
	Serial line	RS485 (isolated) (COM1) + RS232C/RS422/RS485 (COM2)	
	Expansion unit	1x fieldbus unit	
	USB	2x USB 2.0 (Type A), 1x USB 2.0 (Type mini-B)	
<b>Optional battery</b>	Yes (HMIZGBAT)		
<b>Third-party protocols supported</b>	Siemens, Omron, Mitsubishi, Allen-Bradley (Rockwell Automation), ABB		
<b>Compatible display units</b>	HMIDT351, HMIDT551, HMIDT651, HMIDT542, HMIDT642, HMIDT732, HMIDT752, HMIDT952		
<b>Box module reference</b>	<b>HMIG3U</b>		
<b>Pages</b>	13		

(1) HMIG5U Open Box will be discontinued in June 2018 and will be replaced by HMIG5U2 Open Box.  
 Note: All combinations of display and box modules are possible except for HMIDT643.

<b>Applications</b>	Display of text messages, graphic objects, and synoptic views Control and configuration of data				
<b>Type of display module</b>	Smart Display				
					
<b>Display</b>	10.4"	12.1"	15"	15" Wide	19" Wide
	800 x 600	1,024 x 768	1,024 x 768	1,366 x 768	
	16 M colors, TFT				
<b>Gesture support</b>	Single touch: sliding, scrolling; Multi-touch: zooming, double touch				
<b>Functions</b>	0...100 (Adjusted with embedded sensor, touch panel or software)				
	1x Embedded USB 2.0 (Type A), 1x USB 2.0 (Type mini-B)				
	-	Yes	-		
	50,000 h				
<b>Dimensions</b>	273 × 215 × 67/ 10.74 × 8.46 × 2.64	315 × 241 × 67/ 12.40 × 9.50 × 2.64	397 × 296 × 67/ 15.63 × 11.65 × 2.64	414 × 295 × 69/ 16.30 × 11.61 × 2.72	483 × 337 × 69/ 19.02 × 13.27 × 2.72
	259 × 201/10.20 × 7.91	302 × 228/11.90 × 8.98	384 × 283/15.11 × 11.14	369 × 277/14.53 × 10.91	465 × 319/18.31 × 12.56
<b>Supply voltage</b>	12...24 V ---				
<b>Environment</b>	Operating temperature 0-60 °C, Front face protection IP67			Operating temperature 0-55 °C, IP67	
<b>Conformity to standards</b>	EN, IEC, UL 508, CSA, ATEX, Marine				
<b>Compatible box models</b>	Premium and Open box models		Open box model	Premium and Open box models	
<b>Display module reference</b>	<b>HMIDT542</b>	<b>HMIDT642</b>	<b>HMIDT643</b>	<b>HMIDT732</b>	<b>HMIDT752</b>   <b>HMIDT952</b>
<b>Pages</b>	13				

<b>Type of box module</b>	Open Box				
					
<b>CPU</b>	x86, 1.33 GHz				
<b>Operating system</b>	Windows 7 Embedded				
<b>Memory</b>	2 GB				
	512 KB (FRAM/MRAM)				
	32 GB CFast card				
	SD card (up to 4 GB) and CFast card (up to 32 GB)				
<b>Functions</b>	Yes, built-in				
	12,000 (in Vijeo Designer)				
<b>Video interface</b>	Terminal block with 1 speaker + 1 alarm + 1 buzzer output				
<b>Sound input interface</b>	MIC or LINE input (software switch)				
<b>Sound output interface</b>	300 mW (rated load: 8 Ω, frequency: 1 KHz)				
	Rated load: 10 KΩ or more				
<b>Alarm output/Buzzer output</b>	Yes (24 V ---/50 mA or less)				
<b>Communication</b>	x2 RJ45 (independent)				
	RS485 (isolated) (COM1) + RS232C/RS422/RS485 (COM2)				
	1x fieldbus unit				
	3x USB 2.0 (Type A), 1x USB 2.0 (Type mini-B)				
<b>Optional battery</b>	Yes (HMIZGBAT)				
<b>Third-party protocols supported</b>	Siemens, Omron, Mitsubishi, Allen-Bradley (Rockwell Automation), ABB				
<b>Compatible display units</b>	HMIDT351, HMIDT551, HMIDT651, HMIDT542, HMIDT642, HMIDT643, HMIDT732, HMIDT752, HMIDT952				
<b>Box module reference</b>	<b>HMIG5U2 (1) (2) (3)</b>				
<b>Pages</b>	13				

(2) Office & PDF readers, Internet browser V11, .Net 4.6.2, Vijeo Citect web client.  
 (3) VijeoDesigner and Vijeo XD Runtime unlimited version pre-installed.



Magelis HMIGTU color display modules



Magelis HMIGTU Box modules

### Presentation

The Magelis GTU series are high-end HMIs built on an innovative concept of modularity. This offers you a choice of options to find the most suitable Universal panels for your application. Magelis GTU panels comprise a front panel display and a processing box module.

The display modules are available in two versions:

- **Advanced Display:** compact wide screens in 3 sizes
  - 7" W
  - 10" W
  - 12" W
- **Smart Display:** large multi-touch screens in 5 sizes
  - 10.4"
  - 12.1" (with or without wireless Ethernet)
  - 15"
  - 15" W
  - 19" W

The box modules are available in two versions:

- **Premium Box:** with Real Time operating system
- **Open Box:** with Windows 7 Embedded operating system and large storage

### Operation

Magelis GTU Universal panels feature powerful information and communication technologies with maximum operator efficiency in terms of viewing which, depending on the model, include:

- Clear display with standard or wide-format, single or multi-touch technology
- High level of communication with all embedded dual interfaces: 2 serial ports, up to 4 USB host ports, and 2 Gigabit Ethernet ports (Multi-link, Webserver and FTP, E-mail, Remote services)
- Embedded wireless Ethernet function (1) in Access point mode or Station mode
- Removable storage units for operating system easy save/restore, HMI application, and user data (SD memory cards, CFast cards, and USB memory stick management)
- Management of many peripherals: printers, barcode readers, external monitor display, external keyboard/mouse, and Schneider Electric smart USB accessories (tower light, illuminated switch, keyboard, biometric switch, USB keyboard)
- View and record video for USB and IP cameras on Open Box
- Duplicate the image on a large monitor display up to WUXGA resolution (1920x1200) with DVI output, ideal for the Andon application to show production in manufacturing plants

### Environment

The high-end Magelis GTU Universal panels have been designed in accordance with numerous standards, certifications, and requirements:

- Standards: IEC/EN 61131-2, IEC 61000-6-2, and IEC 61000-6-4
- Certifications:
  - RCM (Australia), EAC (Eurasia), KC (Korea)
  - cULus Industrial Control Equipment (UL508 and CSA 22.2 No. 142)
  - cULus Hazardous Locations (ANSI/ISA 12.12.01 and CSA 22.2 No. 213)
  - Atex zone 2/22
  - Marine certifications : BV, CCS, DNV, GL, LR, RINA, ABS
- Operating temperature: up to 60 °C
- Degree of protection on front face IP 66/67 (according to IEC 60529)
- Extended power supply voltage 12...24 V  $\overline{\text{DC}}$
- Brightness sensor on Smart Display for automatic brightness adjustment to environment

### Maintenance

Magelis GTU panels supports the following features for ease of maintenance:

- Easy installation with anti-drop retractable embedded fasteners
- Front USB ports to access all data without opening the cabinet
- Scaler function to manage unique application files with any display size and resolution
- Isolation on RJ45-RS485 port for more reliable communication in complex grounding applications
- Robust panel with complete aluminum housing
- Dual removable storage units in Magelis GTU boxes for storing application and data, thus enabling zero downtime while changing terminals
- Easy migration of Magelis GTU panels with Smart display as they have cut-outs similar to Magelis XBTGT and Magelis GTW

(1) Supported by HMDT643 only.



Vijeo XD



Vijeo Designer

### Presentation (continued)

#### Configuration

Like all other Magelis panels, Magelis GTU Universal panels can be configured using Vijeo Designer software in a Windows environment (1). This software has an advanced user interface with many configurable windows enabling projects to be developed quickly and easily.

Magelis GTU is also configurable with Vijeo XD software. This software with the user interface brings greater ease to project development and online updates. Vijeo XD allows you to create an innovative HMI project that can be operated on Magelis GTU like a smartphone (2).

For more information on Vijeo Designer and Vijeo XD, please refer to our website [www.schneider-electric.com/HMI Configuration Software](http://www.schneider-electric.com/HMI Configuration Software).

#### Communication

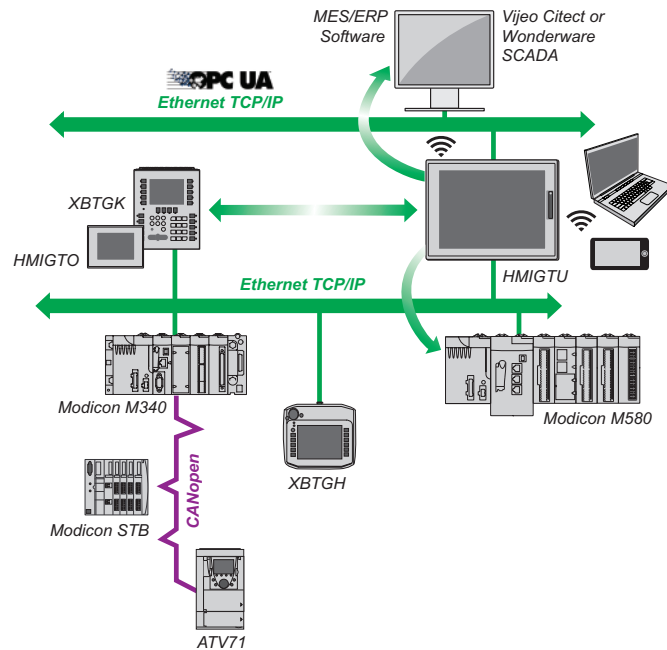
The following illustrations show the equipments that Universal panels can communicate via Ethernet and Modbus protocols, and also via USB, wireless and fieldbus interfaces.

##### Via Ethernet protocol

Magelis GTU with two Ethernet ports can share data with other Magelis HMIs, browse the PLC's Webserver and SCADA server, and also communicate with PLCs using:

- Modbus TCP protocol
- Third-party Ethernet protocol

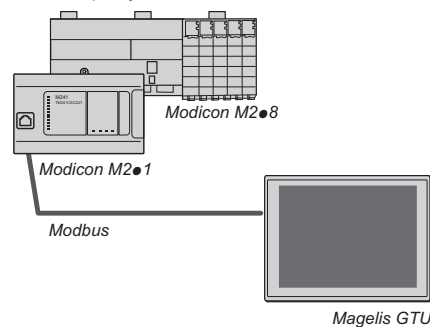
OPC-UA protocol is also available on Magelis GTU for IIoT connectivity.



##### Via Modbus protocol

Magelis GTU communicates with PLCs via one or two integrated serial links, using the following communication protocols:

- Schneider Electric (Uni-TE, Modbus)
- Third-party: Mitsubishi Electric, Omron, Allen-Bradley, and Siemens



(1) Magelis GTU is compatible with Vijeo Designer V6.2 SP1 or later.  
(2) Magelis GTU is compatible with Vijeo XD V2.3 or later.



### Communication (continued)

#### Via USB for HMI accessories

The Magelis USB accessories are designed to expand the selection range of user applications by offering value-added/differentiated HMI solutions. These innovative USB accessories can easily be installed and operated with HMI terminals.

The Magelis USB accessories supported by Magelis GTU include:

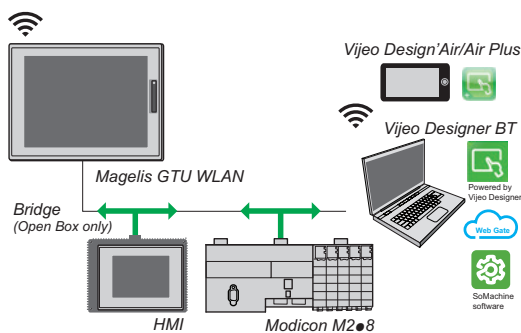
- Harmony XVGU USB tower light (only on Premium Box)
- Harmony XB5S biometric USB switch
- Magelis HMIZ illuminated USB switch
- Magelis HMIZ USB keyboard (only on Premium Box)

For more information on HMI USB accessories, please refer to our website [www.schneider-electric.com/USB](http://www.schneider-electric.com/USB) accessories for Magelis terminals.

#### Via wireless connectivity with Smart WLAN display (1)

The 12" Smart WLAN display when configured with Open Box meets setup and maintenance requirements in the following modes:

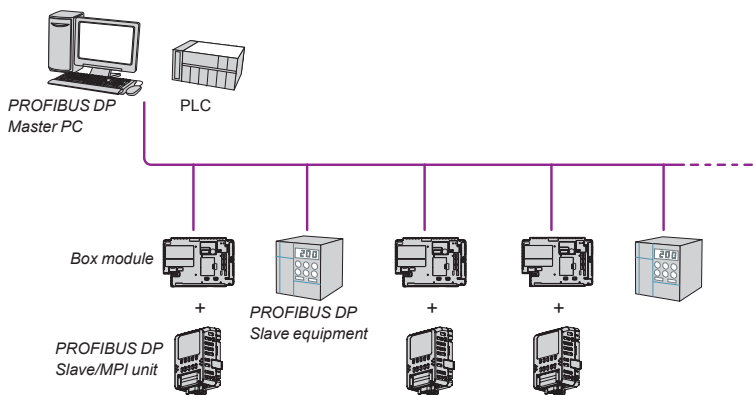
- Access point mode: The Smart WLAN HMI application display can be accessed wirelessly with a smartphone and Vijeo Designer Air software or with a PC that has an Internet browser and Web Gate function. All HMI applications connected to one of the Magelis GTU Box (Bridge function) Ethernet networks can also be accessed wirelessly.
- Station mode: PLCs and other Magelis HMIs can be communicated wirelessly via an existing access point with Smart WLAN display in the Ethernet architecture to be used in flexible production lines for data sharing.



Smart WLAN display in Access point mode

#### Via fieldbus modules

By attaching the fieldbus module to the Box unit, you can join a PROFIBUS DP network or MPI network to communicate with PROFIBUS DP master or MPI equipment. You can also join a CANopen network to communicate with a CANopen master.



(1) Depending on the environment, location (distance and angle), and application used and displayed on the Magelis GTU screen.



Vijeo XD



Vijeo Designer



IDS



Vijeo XL



Vijeo Design'Air



Vijeo Design'Air Plus



Vijeo Connect remote maintenance

## Software functions

Magelis GTU panels offer the following functions:

- Display of animated synoptic views with 8 types of animation (pressing the touch panel, color changes, filling, movement, rotation, size, visibility, and value display)
- Control, modification of numeric and alphanumeric values
- Display of current date and time
- Real-time and trending curves with log
- Alarm display, alarm log, and management of alarm groups
- Multi-window and recipe management
- Operator-initiated page calls
- Multilingual application management (10 languages at the same time)
- Data processing via Java script
- Storage of the application and logs on external application memory card in SD format, USB stick, or CFast card
- Management of serial printers and barcode readers
- Sound Message management

In addition, the Magelis GTU display units offer a multi-touch screen feature with Vijeo XD or Vijeo XL software. These features, such as drag, click, and dual-press gestures are similar to those of smartphones.

The flexibility of Windows 7 Embedded on Magelis GTU Open Box allows:

- Running a Vijeo Designer or Vijeo XD software application
- Multi-screen support and cloning function on external monitor with DVI port connected to Open Box
- Web video support with view and record functions on Open Box
- Navigate HTML pages and send e-mails
- Simultaneous functions such as:
  - Use of Internet Explorer, Windows Media Player, Office Viewer, and Adobe Reader (pdf, doc, xls documents)
  - Processing Vijeo Designer data with "Intelligent Data Service" option locally or remotely for Database link and Reporting function
- Advanced Line management functions, running Vijeo XL software application to:
  - Automatically generate reports compliant with CFR21
  - Track your data and understand your performance with the embedded Vijeo XL historian and OEE templates
  - Benefit from the power of the IoT with IT and OT driver library and data management capabilities (Native OPC interface including OPC UA, etc.)

The following programs enable you to connect remotely to HMI terminals and access processes at any time from anywhere:

- Vijeo Design'Air enables you to connect remotely to the Magelis GTU terminal and have a remote view of the terminal on your tablet and smartphone (mirror function).
- Vijeo Design'Air Plus enables you to create a tablet/smartphone project for a specific display size of the tablet/smartphone. During runtime, an operator can access the Magelis GTU user application to display data and control automation processes on the tablet/smartphone.

With Vijeo Connect, Magelis GTU serves as a service enabler and access point to your machine for remote maintenance. Vijeo Connect provides a more secure way to access existing Schneider Electric tools (for example: Vijeo Designer, Unity, SoMachine) to program or monitor machines remotely. For more information on Vijeo Connect, see pages 24 and 25.

(1) Depending on the environment, location (distance and angle), and application used and displayed on the Magelis GTU screen.

MachineStruxure™

PlantStruxure™



SoMachine

### Industrial automation solutions

The Magelis GTU integrated (1) in MachineStruxure™ (2) automation solutions offer will help machine manufacturers (OEMs) to quickly design optimized machines (in terms of cost and energy efficiency).

MachineStruxure™ solutions are based on high-performance control platforms and the single SoMachine software package. SoMachine allows the development, commissioning, and programming of machines. With Vijeo Designer software, SoMachine allows programming of terminals in the Magelis range.

Magelis GTUs have been designed for PlantStruxure™ (3) architecture, MachineStruxure™ (2) architecture, and for Transparent Ready equipment (combination of Web and Ethernet TCP/IP technologies). Therefore, all panels with an Ethernet port have a built-in FTP server for data file transfer and a Web Gate function for remote access to the panel application from a PC with an Internet browser.

### Magelis GTU hardware and HMI software compatibility

Magelis GTU hardware		HMI software (minimum version required)		
Display module	Box module	Vijeo Designer	Vijeo XD	Vijeo XL
HMIDT●51/●42/●32	HMIG●U	V6.2 SP1	V2.3	No
HMIDT●52	HMIG3U	No	V3.0	No
HMIDT●52	HMIG5U	No	No	No
HMIDT●51/●42/●32	HMIG5U2	V6.2 SP5.1	V3.0	No
HMIDT643	HMIG5U2	V6.2 SP5.1	No	No
HMIDT●52	HMIG5U2	V6.2 SP7	V3.0	No
	HMIG3U/G5U2 + Fieldbus modules	No	V3.0	No

(1) Magelis GTU is integrated into MachineStruxure with Vijeo Designer version V6.2 SP3 or later.

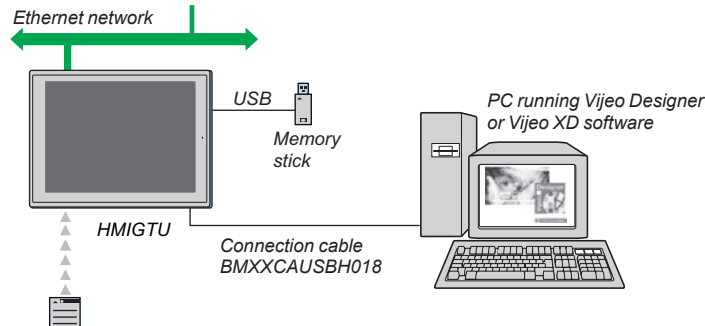
(2) For more information on the "MachineStruxure™" concept, please refer to our website [www.schneider-electric.com/Solutions/Machine control solutions](http://www.schneider-electric.com/Solutions/Machine%20control%20solutions).

(3) For more information on the "PlantStruxure™" concept, please refer to our website [www.schneider-electric.com/Solutions/Process and Machine Systems](http://www.schneider-electric.com/Solutions/Process%20and%20Machine%20Systems).

### Panel operating modes

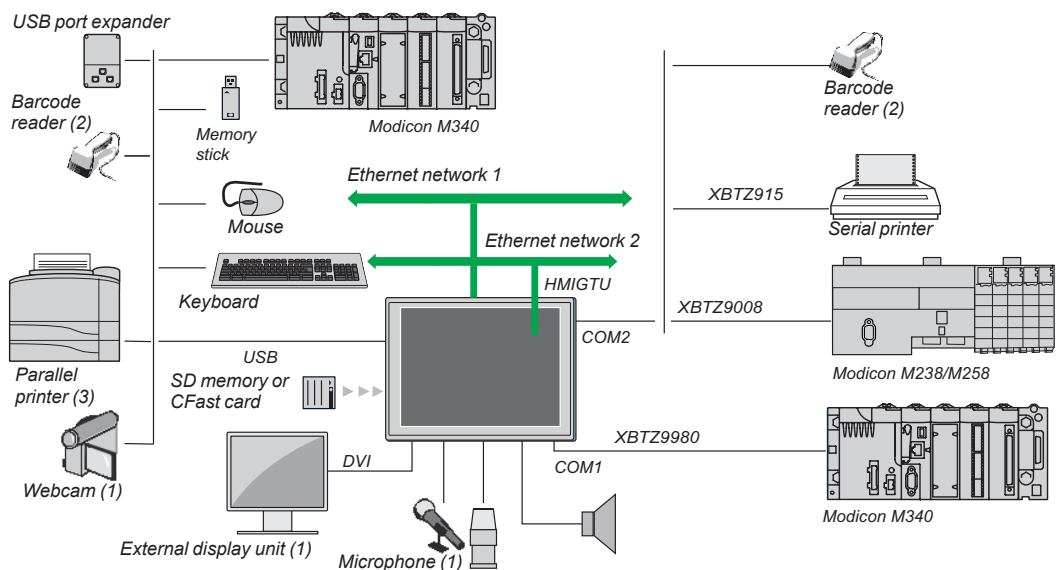
The following illustrations show the equipment that can be connected to Universal panels depending on their two operating modes.

#### Edit mode



SD memory card for Premium Box  
and CFast card for Open Box

#### Operating mode



### Conformal coating for improved environmental resistance

The Conformal coating service offers varnishing of electronic cards to prolong the service life of the terminals and enable them to be used in corrosive environments. The varnishing increases resistance to condensation, dusty atmospheres and chemical corrosion (sulfurous and halogenous atmospheres). This coating service is applicable to all display and box modules of Magelis GTU. For more information on this service offer, please contact our Customer Care Centre.

(1) With Open Box unit.

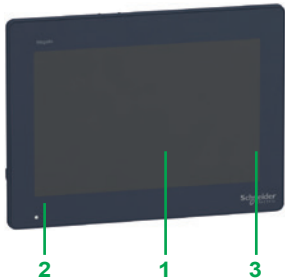
(2) Validated with DataLogic Gryphon barcode reader.

(3) Validated with Hewlett Packard printer via USB/PIO converter.

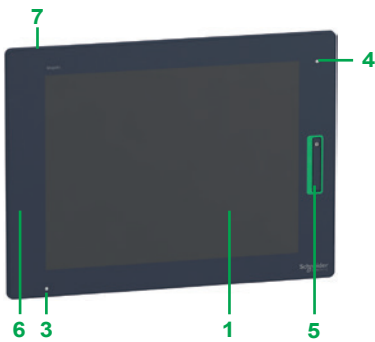
# Operator dialogue terminals

## Magelis GTU Universal panels

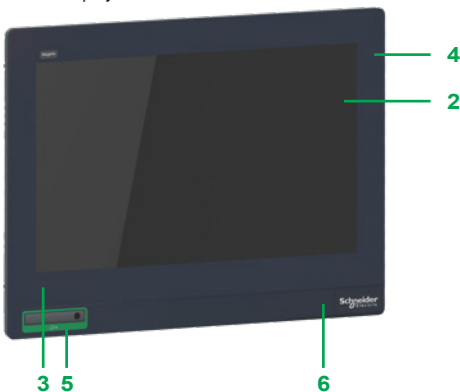
### Advanced and Smart Display modules



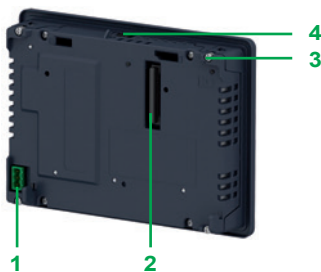
Advanced Display front view



Smart Display front view



Smart XL display front view



Advanced and Smart display rear view

#### Description

##### Magelis HMIDT 351/551/651 Advanced Display modules

###### Front view

- 1 Single-touch resistive screen for displaying synoptic views (262 K colors LCD TFT LED with brightness adjustable to 100 levels) in sizes 7", 10", and 12" wide
- 2 Multi-color status indicator (green, orange, and red) showing the panel's operating mode
- 3 Aluminum alloy front panel providing IP 66/67 protection when mounted on panel or enclosure door

##### Magelis HMIDT 542/642/643/732/752/952 Smart Display modules


###### Front view

- 1 Multi-touch resistive screen for displaying synoptic views (16 M colors LCD TFT LED with brightness adjustable to 100 levels) in sizes 10.4", 12.1", and 15" standard format
- 2 Multi-touch Projected-Capacitive screen with glass top cover for displaying synoptic view (16 M colors, LCD TFT LED with brightness adjustable up to 100 levels) in sizes 15" and 19" Wide format
- 3 Multi-color indicator (green, orange, and red) showing the panel's operating mode
- 4 Brightness sensor to automatically adjust the level of brightness to the environment
- 5 Front USB ports 2.0 Host & Device with screw protective cover
- 6 Aluminum alloy front panel providing IP 66/67 protection when mounted on panel or enclosure door
- 7 For HMIDT643 GTU display (1), a wireless antenna is embedded in the front bezel with:
  - 2.4 GHz bandwidth
  - Maximum speed: 72.2 Mbps(in IEEE 802.11n mode), 54 Mbps(in IEEE 802.11g mode), 11 Mbps(in IEEE 802.11b mode)
  - Standard IEEE802.11 b/g/n
  - Distance 30 m max. according to the environment
  - Access point or station modes
  - Communication mode for infrastructure only
  - WEP/WPA/WPA2 security
  - Radio frequency certifications for Europe, USA, Canada, China, Taiwan, South Korea, Japan

###### Advanced and Smart Display rear view

- 1 Removable screw terminal block for 12...24 V  $\overline{\text{DC}}$  power supply
- 2 Box interface
- 3 4x retractable embedded screw fasteners
- 4 Anti-Drop lock

(1) Depending on the environment, location (distance and angle), and application used and displayed on the Magelis GTU screen.




Premium Box rear view

#### Description

##### Magelis HMIG3U Premium Box module

##### Rear view


- 1 Display interface
- 2 Storage unit Cover 1 with an SD card (1 GB) and pre-installed:
  - Real Time operating system
  - Vijeo Designer Run Time



Premium Box front view

##### Front and underside views

- 3 Auxiliary interface for alarm, buzzer, and speaker outputs
- 4 Status LED indicating the operating mode of the terminal
- 5 LED indicating access to the SD memory card
- 6 Type mini-B USB connector for application transfer
- 7 Expansion unit cover for optional battery or optional FieldBus card
- 8 2 Type A USB host connectors for connecting peripherals, transferring applications, and Modicon M340 terminal port communication
- 9 RJ45 connector for Ethernet TCP/IP link, 10BASE-T/100BASE-TX/1000BASE-T with an activity LED
- 10 COM1 LED indicating data transmission
- 11 RJ45 connector for RS485 serial link with isolation (COM1)
- 12 9-way male SUB-D connector for RS232C or RS422/RS485 serial link to PLCs (COM2)
- 13 Storage unit Cover 2 for SD slot memory card dedicated to user data
- 14 LOCK button for attaching the box module to the display module




Premium Box underside view


# Operator dialogue terminals

## Magelis GTU Universal panels

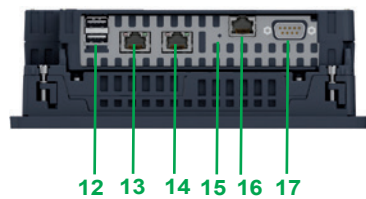
### Open Box module



Open Box rear view



Open Box front view



Open Box underside view

#### Description

##### Magelis HMIG5U2 Open Box

##### Rear view

- 1 Display interface
- 2 Storage unit Cover 1 that has a CFast card (32 GB) with pre-installed Windows® Embedded 7 supplied in 9 languages (English, French, German, Italian, Portuguese, Spanish, Swedish, Chinese, Russian) and also:
  - Internet Explorer Version 11.0 as Web browser
  - Notepad
  - Windows Media Player 12
  - PDF Reader, Microsoft Word/Excel Viewer
  - Framework.Net 4.6.2
  - VNC Client/Server (Virtual Network Computing) for remote connection
  - Vijeo Citect Web Client
- 3 Each Open Box reference is dedicated to a different HMI Runtime as explained below:
  - **HMIG5U2**: Run time VijeoDesigner and Vijeo XD delivered and registered with Open Box

##### Front and underside views

- 4 Auxiliary interface for alarm, buzzer, and speaker outputs
- 5 DVI-D interface to connect Magelis i Display or LCD monitor display
- 6 Mini-jack connector for microphone input
- 7 Status LED indicating the operating mode of the terminal
- 8 Type A USB connector for application transfer
- 9 Type mini-B USB connector for application transfer
- 10 LED indicating access to SD or CFast cards
- 11 Expansion unit cover for optional battery or optional fieldbus card
- 12 2 Type A USB host connectors for connecting peripherals, transferring applications, and Modicon M340 terminal port communication
- 13 RJ45 connector for Ethernet TCP/IP link, 10BASE-T/100BASE-TX/1000BASE-T with an activity LED
- 14 RJ45 connector for Ethernet TCP/IP link, 10BASE-T/100BASE-TX/1000BASE-T with an activity LED
- 15 COM1 LED indicating data transmission
- 16 RJ45 connector for RS485 serial link with isolation (COM1)
- 17 9-way male SUB-D connector for RS232C or RS422/RS485 serial link to PLCs (COM2)
- 18 Storage Cover 2 for SD slot and CFast slot card dedicated to user data
- 19 LOCK button for attaching the box module to the display module

**Note:** HMIG5U Open Box will be discontinued in June 2018 and will be replaced by HMIG5U2 Open Box. The operating system and user data will have to be reconfigured during replacement.

# Operator dialogue terminals

## Magelis GTU Universal panels

### Display and Box modules



Magelis GTU Universal Display modules							
Data entry method	Size	Resolution (pixels)	Colors	Touch type	Options	Reference	Weight kg/lb
<b>Advanced Display</b>							
Via touch screen	7", format 16/9	800 × 480	262 K	Single resistive	No	<b>HMIDT351</b>	1.200/ 2.600
	10", format 16/9	1280 × 800	262 K	Single resistive	No	<b>HMIDT551</b>	2.500/ 5.500
	12", format 16/9	1280 × 800	262 K	Single resistive	No	<b>HMIDT651</b>	3.000/ 6.600
<b>Smart Display</b>							
Via touch screen	10.4", format 4/3 Standard	800 × 600	16 M	Multi resistive	Front USB (Type A + Type mini-B), Brightness sensor, Scaler	<b>HMIDT542</b>	2.700/ 5.900
	12.1", format 4/3 Standard	1024 × 768	16 M	Multi resistive	Front USB (Type A + Type mini-B), Brightness sensor, Scaler	<b>HMIDT642</b>	3.000/ 6.600
					Front USB (Type A + Type mini-B), Brightness sensor, Scaler, Wireless antenna	<b>HMIDT643 (1)</b>	3.000/ 6.600
	15", format 4/3 Standard	1024 × 768	16 M	Multi resistive	Front USB (Type A + Type mini-B), Brightness sensor, Scaler	<b>HMIDT732</b>	4.500/ 9.900
	15", format 16/9	1366 x 768	16 M	Multi-touch Projected-capacitive technology	Front USB (Type A + Type mini-B), Brightness sensor, Scaler	<b>HMIDT752 (2)</b>	5.000/ 11.023
	19", format 16/9	1366 x 768	16 M	Multi-touch Projected-capacitive technology	Front USB (Type A + Type mini-B), Brightness sensor, Scaler	<b>HMIDT952 (2)</b>	6.800/ 14.991

Magelis GTU Universal Box modules							
Operating system	RAM memory	Storage units	USB ports	Communication	Multimedia interface	Reference	Weight kg/lb
<b>Premium Box</b>							
Real Time	256 MB	2 SD cards	2 Hosts (Type A), 1 Device (Type mini-B)	2 Serial 2 Gigabit Ethernet	Sound output	<b>HMIG3U</b>	0.900/ 1.980
<b>Open Box</b>							
Windows® 7 Embedded	2 GB	2 CFast cards 1 SD card	3 Hosts (Type A), 1 Device (Type mini-B)	2 Serial 2 Gigabit Ethernet	Sound output, Microphone input, External display output (DVI)	<b>HMIG5U2 (3)</b>	0.900/ 1.980

**Note:** All display modules except HMIDT643 are compatible with all box modules.

(1) HMIDT643 is only compatible with HMIG5U/HMIG5U2 box modules and requires Vijeo Designer V6.2 SP3 or later. For HMIDT643 specific characteristics, see page 12.

(2) HMTDT652 is only compatible with Box HMIG3U/HMIG5U2 and requires Vijeo XD V3.0, or with Box HMIG5U2 and requires Vijeo Designer V6.2 SP7 planned for Q1 2018.

(3) Each Open Box reference is dedicated to run a HMI Runtime application.



Separate parts				
Description	Characteristics	Compatible with terminals	Reference	Weight kg/lb
<b>SD memory card system</b>	1 GB, blank	HMIG3U	HMIZSD1GS	–
<b>CFast card system</b>	16 GB, blank	HMIG5U (1)	HMIZCFA16S	–
	32 GB, blank	HMIG5U2	HMIZCFA32S	–
<b>CFast card</b>	32 GB, blank	HMIG5U/HMIG5U2	HMIZCFA32	–
<b>SD card</b>	4 GB, blank	HMIG3U/HMIG5U/HMIG5U2	HMIZSD4G	–
<b>Protective sheets against dirt and moisture</b> (5 peel-off sheets)	–	HMIDT351	HMIZG63	–
		HMIDT551	HMIZD65W	–
		HMIDT651	HMIZD66W	–
		HMIDT542	HMIZG65	–
		HMIDT642/HMIDT643	HMIZG66	–
<b>Protective sheet against ultraviolet light</b> (1 peel-off sheet)	–	HMIDT732	MPCYK50SPSKIT	–
		HMIDT351	HMIZUV3W	–
		HMIDT551	HMIZUV5W	–
		HMIDT651	HMIZUV6W	–
		HMIDT542	HMIZUV5	–
<b>Anti-glare protective sheets</b> (5 peel-off sheets)	Help prevent reflections with dirt resistance	HMIDT642/HMIDT643	HMIZUV6	–
		HMIDT732	HMIZUV7	–
		HMIDT752	HMIZDAG7W	–
<b>Plastic covers for harsh environments</b> (IP 67 protection)	–	HMIDT952	HMIZDAG9W	–
		HMIDT542	HMIZDCOV5	–
	–	HMIDT642/HMIDT643	HMIZDCOV6	–
		HMIDT732	HMIZDCOV7	–
Description	Description	Length m/ft	Reference	Weight kg/lb
<b>Mechanical adapters for substitution of Magelis range terminals</b>	From XBTGT5230 to HMIDT542	–	XBTZGCO4	–
	From XBTGT4●●● to HMIDT351	–	HMIZGCO1	–
<b>Remote USB port for HMI terminals</b>	Enables the USB Type A port to be located remotely on the rear of the XBT or HMIGTU terminal, on a panel, or an enclosure door (Ø 21 mm fixing device)	1/3.28	XBTZGUSB	–
<b>Remote USB port for HMI panel</b>	Enables the USB mini-B port to be located remotely on the rear of the HMIGTU panel, on a panel, or an enclosure door (Ø 21 mm fixing device)	1/3.28	HMIZSUSBB	–
<b>DVI-D cable</b>	For connecting an external Magelis iDisplay to the HMIG5U Open Box	10/32.81	HMIYACBDVI1011	–
<b>Battery</b>	HMIGTU	–	HMIZGBAT	–
<b>Auxiliary connector</b> <b>Sold in sets of 5 units</b>	HMIGTU	–	HMIZGAUX	–
<b>Stylus</b> <b>Sold in lots of 5</b>	–	–	XBTZGPEN	–
Spare parts				
Description	For use with terminals	Reference	Weight kg/lb	
<b>Seals</b>	HMIDT351	HMIZD53W	–	
	HMIDT551	HMIZD55W	–	
	HMIDT651	HMIZD56W	–	
	HMIDT542	HMIZD55	–	
	HMIDT642/HMIDT643	HMIZD56	–	
	HMIDT732	HMIZD57	–	
	HMIDT752	HMIZD57W	–	
	HMIDT952	HMIZD59W	–	
<b>USB fastenings</b> <b>Sold in lots of 5</b>	HMIGTU (USB Type A)	HMIZGCLP1	–	
	HMIGTU (USB Type mini-B)	HMIZSCLP3	–	
<b>Power supply connector</b> <b>Sold in lots of 5</b>	HMIGTU (direct connection)	HMIZGPWS	0.030/ 0.066	
	HMIGTU (right-angle connection)	HMIZGPWS2	0.030/ 0.066	

(1) HMIG5U Open Box will be discontinued in December 2017 and will be replaced by HMIG5U2 Open Box.



XBTZGCO4



XBTZGUSB

#### Cables for application transfer - Terminal to PC

Type of terminal (terminal end connector)	Connector (PC end)	Type	Length m/ft	Reference (1)	Weight kg/lb
HMIGTU	USB	USB Type mini-B	1.80/ 5.91	<b>BMXXCAUSBH018</b>	-
		USB Type A		<b>XBTZG935</b>	-

#### Printer connection cables

Type of printer (2)	Connector (printer end)	Type	Length m/ft	Reference	Weight kg/lb
HMIGTU	25-way female SUB-D	RS232C (COM2)	2.5/ 8.20	<b>XBTZ915</b>	0.200/ 0.441
Serial printer for HMIGTU	9-way female SUB-D	USB Type A/RS232C	1.80/ 5.91	<b>HMIZURS</b>	-

#### Adapters and isolation boxes for HMIGTU panels

These 3 adapters are used with the connection cables according to the application concerned. For example, the XBTZ968 cable is used with the XBTZG909 adapter to connect a Twido controller (via its terminal port) to an XBTGT2●●0 terminal (via its COM1 port).

Description	Type of connector (automation product end)	Physical link (HMIGTU terminal end)	Length m/ft	Reference	Weight kg/lb
Adapter for HMIGTU	25-way SUB-D connector	RJ45 connector	0.2/ 0.66	<b>XBTZG939</b>	-
Adapters for HMIGTU (COM2 port)	25-way SUB-D connector	9-way SUB-D connector, RS232C	0.2/ 0.66	<b>XBTZG919</b>	-

Description	For use with	Link to isolate	Reference	Weight kg/lb
Serial link isolation units for HMIGTU	- Isolated link on 9-way SUB-D connector (3) - Box power supply via terminal USB port Incorporates a USB port expander	RS232C/RS485 (COM1)	<b>XBTZGI232</b>	-
		RS485 (COM2)	<b>XBTZGI485</b>	-



XBTZGI485

(1) Cable included (depending on model) with Vijeo Designer software packages (refer to HMI Configuration Software catalog).

(2) Parallel printer (see page 11).

(3) Male connector with XBTZGI232.

# Operator dialogue terminals

## Magelis GTU Universal panels

### Connection accessories



TSXPCX1031

Cables for connecting Magelis terminals to other Schneider Electric products								
Automation product type	Type of connector (automation product end)	Protocol	Type of terminal	Link	On port	Length m/ft	Reference	Weight kg/lb
Twido, Nano, Modicon TSX Micro, Modicon Premium	Terminal port, 8-way female mini-DIN	Uni-TE (V1/V2), Modbus	HMIGTU	RS485	COM1	2.5/8.20	<b>XBTZ9780</b>	0.180/ 0.397
						10/32.80	<b>XBTZ9782</b>	–
Modicon M340 Modicon M238 Modicon M258 Modicon M2•1	RJ45	Modbus	HMIGTU	RS485	COM1	2.5/8.20	<b>XBTZ9980</b>	0.230/ 0.507
						10/32.80	<b>XBTZ9982</b>	–
						COM2	2.5/8.20	<b>XBTZ9008</b>
Modicon M340	USB Type mini-B	Terminal port	HMIGTU	USB	USB type A	1.8/5.91	<b>BMXXCAUSBH018</b>	0.230/ 0.507
						4.5/ 14.76	<b>BMXXCAUSBH045</b>	–
Modicon Quantum	9-way male SUB-D	Modbus	HMIGTU	RS232C	COM2	2.5/8.20	<b>XBTZ9710 + (1)</b>	0.210/ 0.463
						3.7/ 12.14	<b>990NAA26320</b>	0.290/ 0.639
Modicon STB	HE13 (NIM, network interface module)	Modbus	HMIGTU	RS232C	COM2	2/6.56	<b>STBXCA4002</b>	0.210/ 0.463
						2.5/8.20	<b>XBTZ988 + (1)</b>	0.220/ 0.485
Modicon Momentum M1	RJ45 (port 1 on Momentum M1)	Modbus	HMIGTU	RS232C	COM2	2.5/8.20	<b>XBTZ9711 + (1)</b>	0.210/ 0.463
TeSys U, T starters ATV 312/61/71 variable speed drives ATS 48 starters Lexium 05 Preventa XPSMC	RJ45	Modbus	HMIGTU	RS485	COM1	3/9.84	<b>VW3A8306R30</b>	0.060/ 0.132
						1/3.28	<b>VW3A8306R10</b>	–
						2.5/8.20	<b>XBTZ9980</b>	–
						10/32.80	<b>XBTZ9982</b>	–
					COM2	2.5/8.20	<b>XBTZ9008</b>	–

(1) XBTZG919 adapter should be used with cables with "+" (1) after the reference.



XBTZG9772



XBTZG9731

#### Cables and adapters for connecting Magelis terminals to third-party PLCs

##### Mitsubishi, Melsec PLCs

Description Driver used	Type of terminal	Type of connector (fitted to cable, excluding adapter)	Physical link (COM2)	Length m/ft	Reference	Weight kg/lb
Connection cable, <i>Q Link (SIO)</i>	HMIGTU	9-way SUB-D 9-way SUB-D	RS232C	5/16.40	<b>XBTZG9772</b>	–
Connection cable, <i>Q CPU (SIO)</i>	HMIGTU	9-way SUB-D mini-DIN	RS232C	5/16.40	<b>XBTZG9774</b>	–
Connection cable, <i>A Link (SIO)</i>	HMIGTU	9-way SUB-D 25-way SUB-D	RS232C	5/16.40	<b>XBTZG9731</b>	–
Connection cable, <i>FX (CPU)</i>	HMIGTU	9-way SUB-D mini-DIN	RS232/ RS422	5/16.40	<b>XBTZG919 + XBTZ980</b>	–

##### Omron, Sysmac PLCs

Description Driver used	Type of terminal	Type of connector (fitted to cable, excluding adapter)	Physical link (COM2)	Length m/ft	Reference	Weight kg/lb
Connection cables, <i>Link (SIO)</i>	HMIGTU	9-way SUB-D 9-way SUB-D	RS232C	5/16.40	<b>XBTZG9740</b>	–
		9-way SUB-D 25-way SUB-D	RS232C	5/16.40	<b>XBTZG9731</b>	–
Connection cables, <i>FINS (SIO)</i>	HMIGTU	9-way SUB-D/ 9-way SUB-D	RS232C	5/16.40	<b>XBTZG9740</b>	–

##### Rockwell Automation, Allen-Bradley PLCs

Description Driver used	Type of terminal	Type of connector (fitted to cable, excluding adapter)	Physical link (COM2)	Length m/ft	Reference	Weight kg/lb
Connection cables, <i>DF1 Full Duplex</i>	HMIGTU	9-way SUB-D/ 25-way SUB-D	RS232C	5/16.40	<b>XBTZG9731</b>	–
Connection cables, <i>DH485</i>	HMIGTU	9-way SUB-D	RS485	5/16.40	<b>XBTZ9732 + (1)</b>	–

##### Siemens, Simatic PLCs

Description Driver used	Type of terminal	Type of connector (fitted to cable, excluding adapter)	Physical link	Length m/ft	Reference	Weight kg/lb
Connection cable, <i>PPI, S7 200</i>	HMIGTU (3)	RJ45/9-way SUB-D	RS485 (COM1)	2.5/ 8.20	<b>XBTZG9721</b>	–
Connection cables, <i>MPI port, S7 300/400</i>	HMIGTU	9-way SUB-D/ 9-way SUB-D	RS232C (COM2)	3/ 9.84	<b>XBTZG9292</b>	–
		HMIGTU (3)	RJ45/flying leads at other end	RS485 (2) (COM1)	3/ 9.84	<b>VW3A8306D30</b>
			RJ45/9-way SUB-D	RS485 (2) (COM1)	2.5/ 8.20	<b>XBTZG9721</b>

(1) XBTZG939 adapter should be used with cables with “+ (1)” after the reference (see page 17).

(2) Non-isolated RS485 serial link, 12 Mbps.

(3) Available only with Premium Box HMIG3U.

#### Connection of Magelis terminals via serial links and Ethernet network

Type of bus/network	Tap-off units	Connector (tap-off unit end)	Terminal type	Length m/ft	Reference	Weight kg/lb
Uni-Telway serial link	Subscriber socket <b>TSXSACA62</b>	15-way female SUB-D	HMIGTU	3/9.84	<b>VW3A8306</b>	0.150/ 0.331
	Connection box <b>TSXPACC01</b>	8-way female mini-DIN	HMIGTU	2.5/8.20	<b>XBTZ9780</b>	0.180/ 0.396
Modbus serial link	Subscriber socket <b>TSXSACA64</b>	15-way female SUB-D	HMIGTU	3/9.84	<b>VW3A8306</b>	0.150/ 0.331
	T-junction box	With integrated cable, RJ45 fitted	HMIGTU	1/6.56	<b>VW3A8306TF10</b>	–
Ethernet TCP/IP network	Hubs 499 NEH/NOH Switches 499 NES, 499 NMS, 499 NSS and 499 NOS	RJ45	HMIGTU	2/6.56	<b>490NTW00002</b>	–
				5/16.40	<b>490NTW00005</b>	–
				12/39.37	<b>490NTW00012</b>	–
				40/131.23	<b>490NTW00040</b>	–
				80/262.47	<b>490NTW00080</b>	–



TSXSACA62



TSXPACC01



TSXSACA64



VW3A8306TF10

#### Connection of Magelis terminals to fieldbuses

Type of bus/network	Connection components	Type of terminal	Reference	Weight kg/lb
FIPWAY, FIPIO	USB gateway	HMIGTU (only on Premium Box)	<b>TSXCUSBFIP</b>	–
Modbus Plus	USB gateway	HMIGTU (only on Premium Box)	<b>XBTZGUMP</b>	–
		HMIGTU (only on Open Box)	<b>TSXCUSBMBP</b>	–
CANopen (Slave)	Copla Magelis module	HMIGTU	<b>HMIZGCAN</b>	–
Profibus DP (Slave)	Copla Magelis module	HMIGTU	<b>HMIZGPDP</b>	–

# Operator dialogue terminals

## Magelis GTU Universal panels

### Equivalent product table

#### Equivalent product table between XBTGT terminals and HMIGTU terminals

Old range XBTGT	New range HMIGTU	Comments
XBTGT2120/2220/2330/2430	HMIDT351 + HMIG3U	Different cut-out, no adapter
XBTGT4230/4330	HMIDT351 + HMIG3U	Different cut-out, HMIZGC01 adapter
XBTGT4340	HMIDT351 + HMIG3U	Different cut-out, HMIZGC01 adapter, no video support
XBTGT5230	HMIDT542 + HMIG3U	Different cut-out, XBTZGCO4 adapter
XBTGT5330/5430	HMIDT542 + HMIG3U	–
XBTGT5340	HMIDT542 + HMIG3U	No video support
XBTGT6330	HMIDT642 + HMIG3U	–
XBTGT6340	HMIDT642 + HMIG3U	No video support
XBTGT7340	HMIDT732 + HMIG3U	No video support

**Notes:** When upgrading from the Magelis XBT range to the Magelis GTU range, the following points should be taken into account:

- connection to the Profibus DP and Device Net fieldbuses will be possible in the next software release
- serial ports COM1 and COM2 are identical but inverted
- no CF card but SD card provided as optional storage unit
- no CANopen Master connection on Magelis GTU

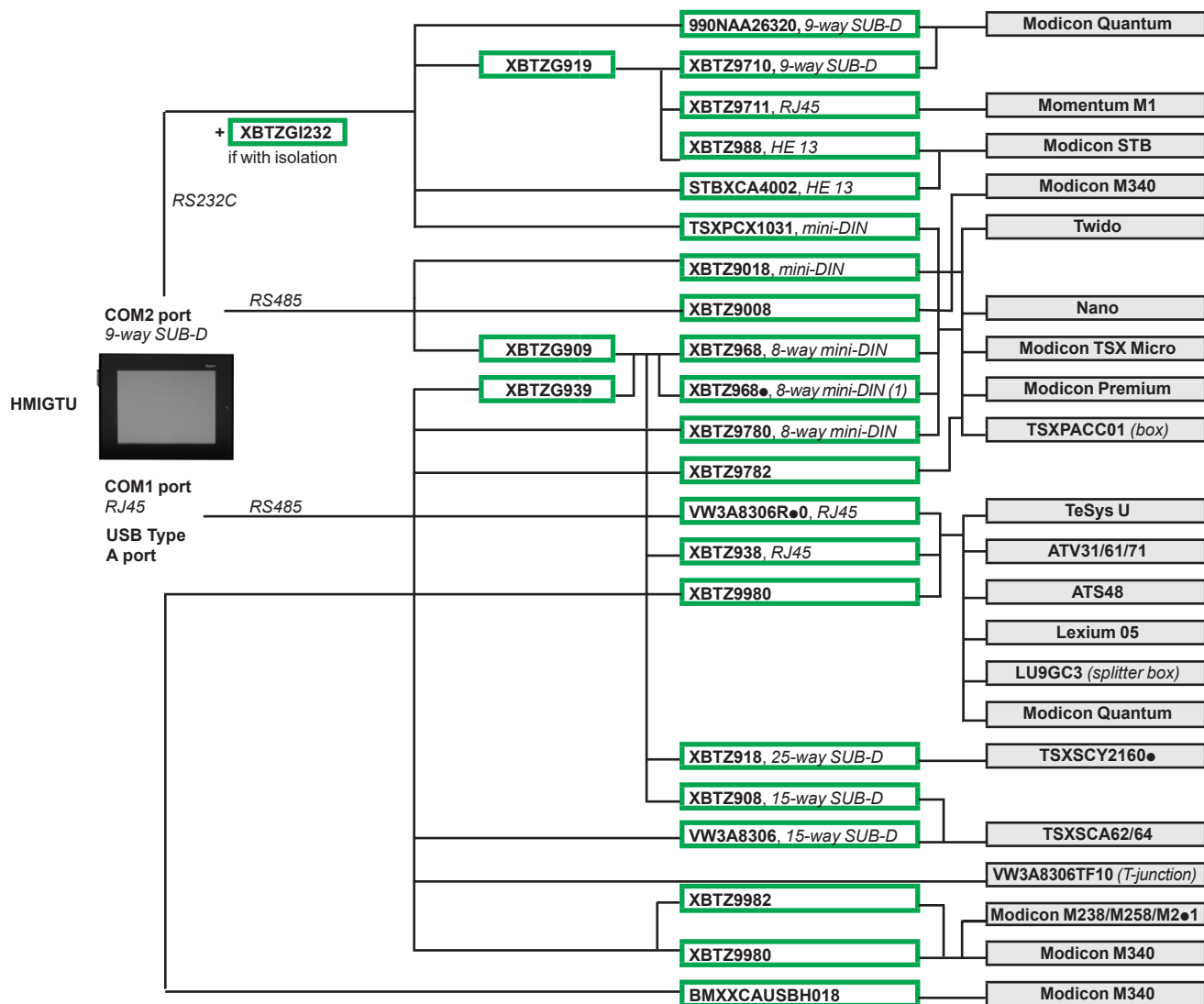
#### Equivalent product table between HMIGTW terminals and HMIGTU terminals

Old range XBTGTW/HMIGTW	New range HMIGTU	Comments
HMIGTW5354	HMIDT542 + HMIG5U2	Different cut-out, no adapter
HMIGTW7354	HMIDT732 + HMIG5U2	3 USB hosts, no jack output but auxiliary output for speakers
XBTGTW652	HMIDT642 + HMIG5U2	–

**Notes:** When upgrading from the Magelis XBTGTW/HMIGTW range to the Magelis GTU range, the following points should be taken into account:

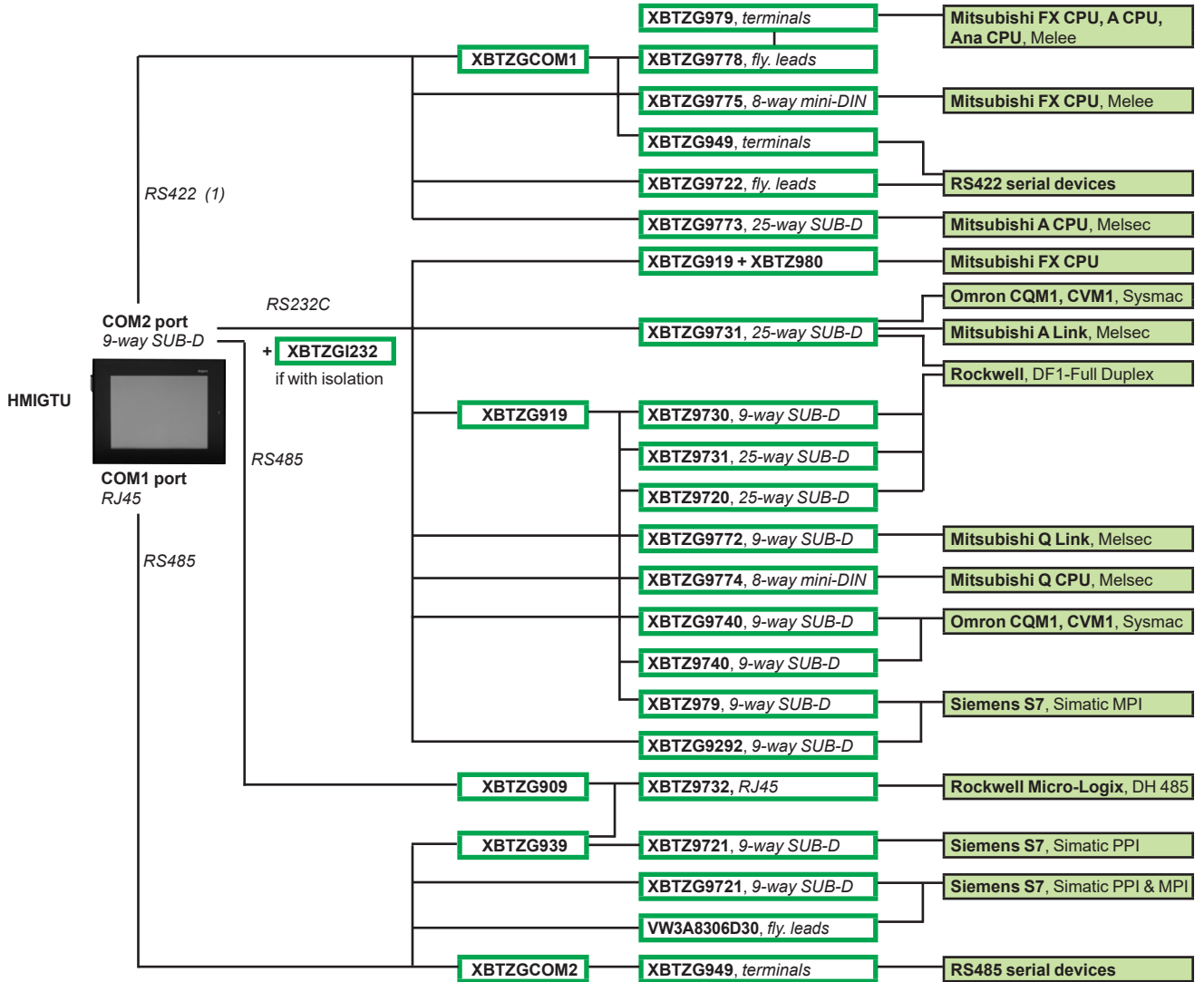
- no CF card but CFast card provided as optional storage unit
- no Windows XP Embedded but Windows 7 Embedded is provided for operating system

**HMIGTU terminals and Schneider Electric products**

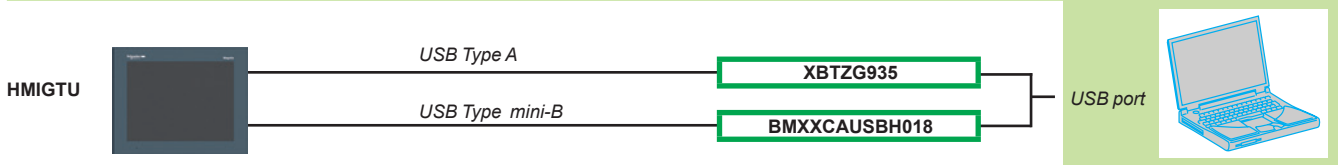


(1) ● defines the length:  
 - 0 m/0 ft, 2.5 m/8.20 ft (elbowed connector)  
 - 1 m/3.28 ft, 5 m/16.40 ft  
 - 6 m/19.68 ft, 16 m/52.49 ft  
 - 7 m/22.96 ft, 20 m/65.61 ft  
 - 8 m/26.24 ft, 25 m/82.02 ft

## HMIGTU terminals and third-party PLCs



## Application transfer from HMIGTU terminals to PC







Vijeo Connect

### Presentation

Vijeo Connect provides a secure connection between remote display units on the work site (via SiteManager Embedded) and computers or smart devices in the office (via LinkManager) over a secure central server (GateManager).

With Vijeo Connect, maintenance personnel can access Schneider Electric software and update it remotely and securely via the HMI, PLC, and other connected devices as if they were on site. Troubleshooting and repair can also be performed remotely upon request.

Vijeo Connect LinkManager client for remote access runs on devices with 32-bit or 64-bit versions of Windows 8, Windows 8.1, Windows 7, and Windows Vista operating systems.

### Architecture

The Vijeo Connect solution comprises three components:

- **GateManager:** The GateManager server operates as a central point for the LinkManager and SiteManager users. Both the SiteManager and the LinkManager must be registered with the GateManager before access is provided to the server network. This creates an encrypted connection where the network status is checked between display units and remote computers.
- **SiteManager Embedded (1):** The SiteManager is the embedded component in the existing HMI configuration software. It is the device-monitoring front end for multiple industrial devices in a remote location and enables uninterrupted secure access to GateManager.

It is available to purchase in two license formats:

- Basic, for accessing 1 display unit and registering up to 2 agents per display unit
- Extended, for accessing external IP devices (PLCs, iPCs, Server, Web camera, etc.) on the same network as the display unit and registering five or more agents per unit

- **LinkManager/LinkManager Mobile:** The LinkManager is the client on the remote operators' computer. After installation, the user will be able to securely connect to the GateManager and remotely access the devices represented by the agents on the SiteManager, including the HMI and its connected devices.

LinkManager Mobile is a lightweight version that can be used for Web-enabled devices such as PLCs, smartphones, or tablets to connect to SiteManager.



Vijeo Connect for remote programming access to the HMI and its connected devices

### Vijeo Connect compatibility

The following Magelis HMIs are compatible with Vijeo Connect (including SiteManager Embedded):

- Magelis S-Panel iPC (Performance and Optimized)
- Magelis Box iPC (Modular Universal/Performance, S-Box Universal)
- Magelis GTU terminals
- Magelis GTO terminals (2)

(1) The setup method for SiteManager Embedded differs depending on the display unit. For more information, please refer to the Vijeo Connect User Guide available on our website [www.schneider-electric.com](http://www.schneider-electric.com).

(2) Except for **HMIGTO1300** and **HMIGTO2300**.

# HMI configuration software

## Vijeo Connect for HMI secure remote access

### References

Vijeo Connect is available with the following HMI configuration software:

- Vijeo Designer
- Vijeo XD

For more information on supported software versions, please refer to the Vijeo Connect User Guide or product data sheet available on our website [www.schneider-electric.com](http://www.schneider-electric.com).

### Vijeo Connect Digital licenses (1)

Description	License type	Compatible terminals	Reference
Vijeo Connect 30-day Free Trial	30-day trial version (free)	Magelis GTU Magelis GTO	VJOCNTFREE30
Vijeo Connect Secure Remote Access Digital License - Pack 1	1 x Vijeo Connect GateManager 15 x Vijeo Connect SiteManager Embedded BASIC 1 x Vijeo Connect LinkManager 1 x Vijeo Connect LinkManager Mobile	(2) Magelis iPCs	VJOCNTPACK01
Vijeo Connect Secure Remote Access Digital License - Pack 2	1 x Vijeo Connect GateManager 25 x Vijeo Connect SiteManager Embedded BASIC 3 x Vijeo Connect LinkManager 5 x Vijeo Connect LinkManager Mobile		VJOCNTPACK02
Vijeo Connect Secure Remote Access Digital License - Pack 3	1 x Vijeo Connect GateManager 40 x Vijeo Connect SiteManager Embedded BASIC 5 x Vijeo Connect LinkManager 10 x Vijeo Connect LinkManager Mobile		VJOCNTPACK03
Vijeo Connect Pack 1 to 2 Upgrade	Pack 1 to 2 upgrade		VJOCNT1UPG2
Vijeo Connect Pack 1 to 3 Upgrade	Pack 1 to 3 upgrade		VJOCNT1UPG3
Vijeo Connect Pack 2 to 3 Upgrade	Pack 2 to 3 upgrade		VJOCNT2UPG3
Vijeo Connect Pack 2 to 1 Downgrade	Pack 2 to 1 downgrade		VJOCNT2DWG1
Vijeo Connect Pack 3 to 1 Downgrade	Pack 3 to 1 downgrade		VJOCNT3DWG1
Vijeo Connect Pack 3 to 2 Downgrade	Pack 3 to 2 downgrade		VJOCNT3DWG2
Vijeo Connect LinkManager License	LinkManager		VJOCNTLML
Vijeo Connect LinkManager Mobile License	LinkManager Mobile		VJOCNTLMM
5 x Vijeo Connect SiteManager Embedded BASIC licenses	SiteManager Embedded BASIC		VJOCNTSMBASIC
1 x Vijeo Connect SiteManager Embedded EXTENDED license, 5 device agents	SiteManager Embedded EXTENDED		VJOCNTSMEXT5
1 x Vijeo Connect SiteManager Embedded EXTENDED license, 10 device agents	SiteManager Embedded EXTENDED		VJOCNTSMEXT10
Vijeo Connect GateManager Premium Access	GateManager premium access		VJOCNTGMPREM
Vijeo Connect User Statistics Activation			VJOCNTSTAT
Vijeo Connect Termination of pack			VJOCNTTERM
Vijeo Connect User Statistics Termination			VJOCNTENDSTAT
Vijeo Connect 1 Extra Data Traffic over subscription plan			VJOCNTEXT1GB

(1) For availability, please contact our Customer Care Center.

(2) Except for HMIGTO1300 and HMIGTO2300.

<b>4</b>			
490NTW00002	20	HMIZSUSBB	16
490NTW00005	20	HMIZURS	17
490NTW00012	20	HMIZUV3W	16
490NTW00040	20	HMIZUV5	16
490NTW00080	20	HMIZUV5W	16
		HMIZUV6	16
		HMIZUV6W	16
		HMIZUV7	16
<b>9</b>		<b>M</b>	
990NAA26320	18	MPCYK50SPSKIT	16
<b>B</b>		<b>S</b>	
BMXXCAUSBH018	17	STBXCA4002	18
	18		
BMXXCAUSBH045	18	<b>T</b>	
<b>H</b>		TSXCUSBFIP	20
HMIDT351	15	TSXCUSBMBP	20
HMIDT542	15	TSXPCX1031	18
HMIDT551	15	<b>V</b>	
HMIDT642	15	VJOCNT1UPG2	25
HMIDT643	15	VJOCNT1UPG3	25
HMIDT651	15	VJOCNT2DWG1	25
HMIDT732	15	VJOCNT2UPG3	25
HMIDT752	15	VJOCNT3DWG1	25
HMIDT952	15	VJOCNT3DWG2	25
HMIG3U	15	VJOCNTENDSTAT	25
HMIG5U2	15	VJOCNTEXT1GB	25
HMIYCABDV11011	16	VJOCNTFREE30	25
HMIZCFA16S	16	VJOCNTGMPREM	25
HMIZCFA32	16	VJOCNTLML	25
HMIZCFA32S	16	VJOCNTLMM	25
HMIZD53W	16	VJOCNTPACK01	25
HMIZD55	16	VJOCNTPACK02	25
HMIZD55W	16	VJOCNTPACK03	25
HMIZD56	16	VJOCNTSMBASIC	25
HMIZD56W	16	VJOCNTSMEXT5	25
HMIZD57	16	VJOCNTSMEXT10	25
HMIZD57W	16	VJOCNTSTAT	25
HMIZD59W	16	VJOCNTTERM	25
HMIZD65W	16	VW3A8306	20
HMIZD66W	16	VW3A8306D30	19
HMIZDAG7W	16	VW3A8306R10	18
HMIZDAG9W	16	VW3A8306R30	18
HMIZDCOV5	16	VW3A8306TF10	20
HMIZDCOV6	16	<b>X</b>	
HMIZDCOV7	16	XBTZ915	17
HMIZG63	16	XBTZ980	19
HMIZG65	16	XBTZ988	18
HMIZG66	16	XBTZ9008	18
HMIZGAUX	16	XBTZ9710	18
HMIZGBAT	16	XBTZ9711	18
HMIZGCAN	20	XBTZ9732	19
HMIZGCLP1	16	XBTZ9780	18
HMIZGCO1	16		20
HMIZGPDP	20	XBTZ9782	18
HMIZGPWS	16	XBTZ9980	18
HMIZGPWS2	16	XBTZ9982	18
HMIZSCLP3	16		
HMIZSD1GS	16		
HMIZSD4G	16		
		XBTZG919	17
			19
		XBTZG935	17
		XBTZG939	17
		XBTZG9292	19
		XBTZG9721	19
		XBTZG9731	19
		XBTZG9740	19
		XBTZG9772	19
		XBTZG9774	19
		XBTZGCO4	16
		XBTZGI232	17
		XBTZGI485	17
		XBTZGPEN	16
		XBTZGUMP	20
		XBTZGUSB	16

Human Machine Interface



**Schneider Electric Industries SAS**

Head Office  
35, rue Joseph Monier  
F-92500 Rueil-Malmaison  
France

[www.schneider-electric.com/hmi](http://www.schneider-electric.com/hmi)

The information provided in this documentation contains general descriptions and/or technical characteristics of the performance of the products contained herein. This documentation is not intended as a substitute for and is not to be used for determining suitability or reliability of these products for specific user applications. It is the duty of any such user or integrator to perform the appropriate and complete risk analysis, evaluation and testing of the products with respect to the relevant specific application or use thereof. Neither Schneider Electric nor any of its affiliates or subsidiaries shall be responsible or liable for misuse of the information contained herein.

Design: Schneider Electric  
Photos: Schneider Electric