

Pulse . Analog Transducer



Model No.

KTK- 
 ① ② ③ ④ ⑤

How to order) KTK-1161S
 Open collector
 signal/120Hz/4~20
 mA/AC 110/220V

① Input	② Input Range	③ DC Output
1 Open collector	1 0~120Hz	6 4 ~ 20mA
2 Voltage pulse	2 0~1kHz	7 0 ~ 1mA
	3 0~5kHz	8 1 ~ 5V
	0 Order-made	9 0 ~ 10V
		0 Order-made
④ Aux. power	⑤ Number of outputs	
1 AC 110/220V	S 1 Output	
2 AC 90~260V, DC 110V, 220V	T 2 Output(AC 90~260V only)	

Specification

Class	0.5	Withstand voltage	AC 2kV /1 min
Aux. power	Refer to the table above	Surge impulse	Voltage(1.2μs/ 50μs, 5kV) Current(8μs/20μs)
Operating temperature	-10~50°C	Insulation resistance	More than 10MΩ
Operating humidity	20 ~ 85%	Weight	500g(L Ty)

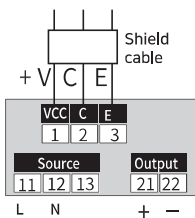
Input

open collector	Input detection voltage / current : DC 15V 1mA Detection level : ON(Less than 5Ω),OFF(More than Less 100Ω)
Voltage pulse	Waveform: Square wave, sine wave, similar sine wave Detection level: Lo 2 V or less, Hi 10 to 30 V Input impedance: 10 kΩ or more

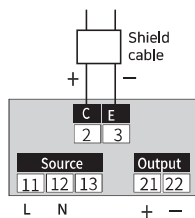
Load resistance by output

DC	Load resistance
4~20mA	0~500Ω
0~1mA	0~10kΩ
1~5V	More than 200Ω
0~10V	More than 500Ω

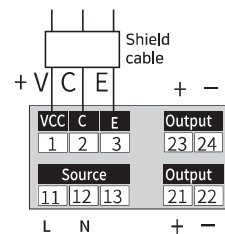
Connection diagram



Input (Open collector)



Input (voltage / pulse signal)



Input (Open collector)
-2 output