

LES-A


Signal Tower


LED
IP54

(Pole-mount IP23)

Ø50
**NPN/PNP
Open-collector**

Versatile, cost and energy efficient LED Signal Tower for every need.



High visibility
from any angle



Dual Reflection
System

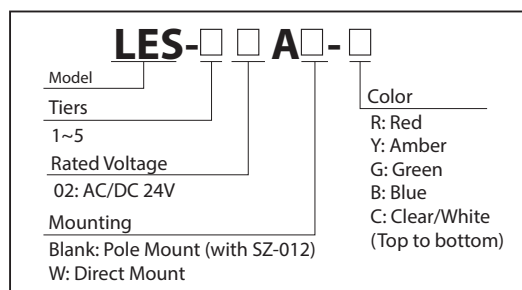
PATLITE's original dual reflection system with its exclusive hybrid prism-cut lens and five color LED modules, creates a bright and evenly distributed illumination.

FEATURES

- PATLITE's exclusive Prism-Cut Lens designed for enhanced visibility from any direction and distance.
- Original Dual Reflection System for enhanced light diffusion; creating bright, distinctive illumination while saving energy.
- Direct or pole mount installation.
- Main body is constructed of ABS resin with superior resistance to impact and heat.
- Lens is made of superior impact resistant and light translucent AS resin.
- NPN/PNP Compatible.
- Conforms to the CE requirements.
- UL Recognized Components (File No. E215660).
- Available colors* are in Red, Amber, Green, Blue, and Clear/White.

*Tiers cannot be increased due to the number of wires corresponding to the amount of tiers.

How to Order

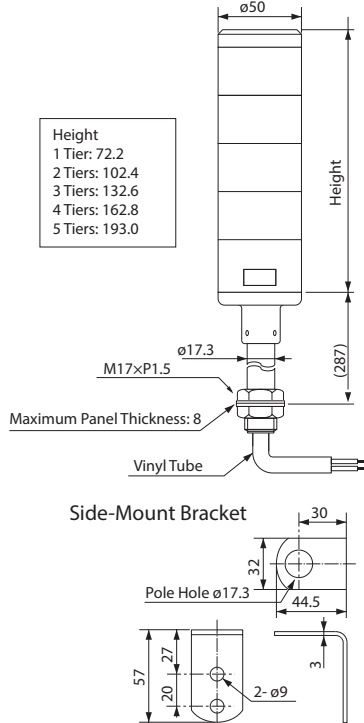


Specifications

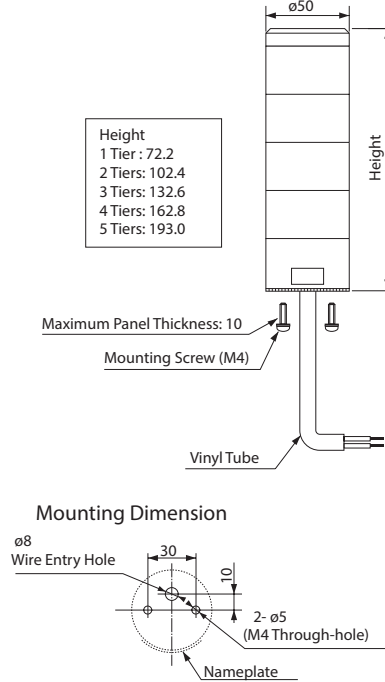
Stack Number	Model	Rated Voltage	Power Consumption	Mass
Pole Type	1 Tier	AC/DC 24V	0.6W	500g
	2 Tiers		1.2W	530g
	3 Tiers		1.7W	560g
	4 Tiers		2.2W	590g
	5 Tiers		2.7W	600g
Direct Mount Type	1 Tier		0.6W	70g
	2 Tiers		1.2W	100g
	3 Tiers		1.7W	130g
	4 Tiers		2.2W	160g
	5 Tiers		2.7W	190g

Dimensions (Unit: mm)

LES-A Type



LES-AW Type

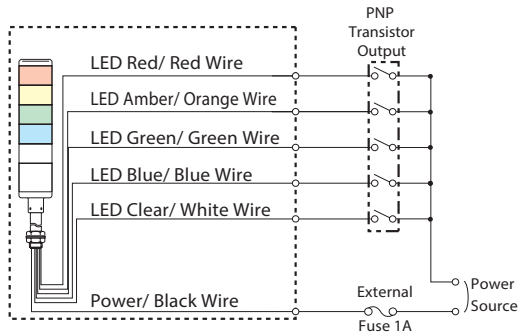


Lead-wire color coordination table

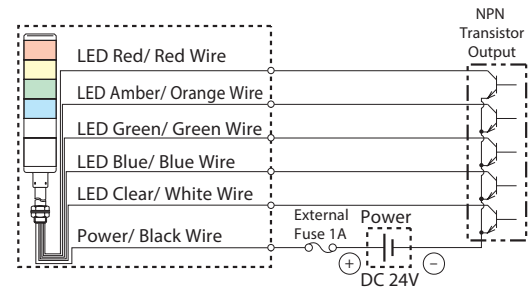
LED Unit Color	Lead Wire Color
Red	Red
Amber	Orange
Green	Green
Blue	Blue
Clear/White	White

LES Model

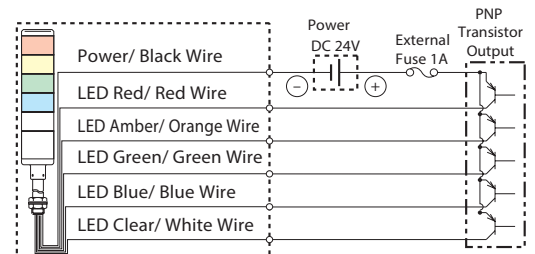
AC/DC 24V Lighting Type



DC 24V NPN Type



DC 24V PNP Type



Signal Line voltage and current per LED Module

Model	Voltage Type	Signal Line Voltage	LED			Alarm	
			Signal Line Current			Signal Line Current	Inrush Current
			R, Y	G, C	B		
LES	AC/DC 24V	AC/DC 24V	25mA	20mA	22mA	40mA	150mA

