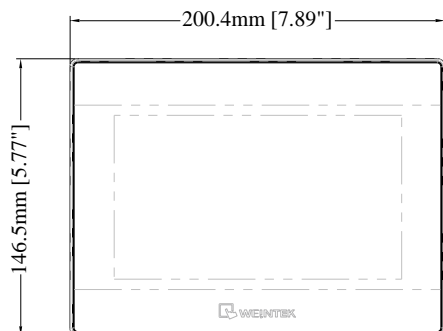



HMI with 7" TFT Display
New iP Series

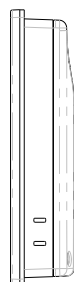
- Boasts excellent performance with better operation experience compared to its predecessor.
- Weintek's compact HMI Series-iP has upgraded in every aspect to satisfy a variety of applications.
 - Equipped with Cortex A8 600MHz CPU.
 - Seamlessly upgraded from EB8000 to EasyBuilder Pro.

| | | |
|----------------------|---------------------------------|--|
| Display | Display | 7" TFT LCD |
| | Resolution | 800 x 480 |
| | Brightness (cd/m ²) | 300 |
| | Contrast Ratio | 500:1 |
| | Backlight Type | LED |
| | Backlight Life Time | >30,000 hrs. |
| | Colors | 16M |
| | LCD Viewing Angle (T/B/L/R) | 70/50/70/70 |
| Touch Panel | Type | 4-wire Resistive Type |
| | Accuracy | Active Area Length(X)±2%, Width(Y)±2% |
| Memory | Flash | 128 MB |
| | RAM | 128 MB |
| Processor | | 32 Bits RISC Cortex-A8 600MHz |
| I/O Port | USB Host | USB 2.0 x 1 |
| | USB Client | N/A |
| | Ethernet | 10/100 Base-T x 1 |
| | COM Port | COM1: RS-232, COM2: RS-485 2W/4W |
| | RS-485 Dual Isolation | N/A |
| RTC | | Built-in |
| Power | Input Power | 24±20% VDC |
| | Power Consumption | 500mA@24VDC |
| | Power Isolation | Built-in |
| | Voltage Resistance | 500VAC (1 min.) |
| | Isolation Resistance | Exceed 50MΩ at 500VDC |
| | Vibration Endurance | 10 to 25Hz (X, Y, Z direction 2G 30 minutes) |
| Specification | PCB Coating | N/A |
| | Enclosure | Plastic |
| | Dimensions WxHxD | 200.4 x 146.5 x 34 mm |
| | Panel Cutout | 192 x 138 mm |
| | Weight | Approx.0.52 kg |
| | Mount | Panel mount |
| Environment | Protection Structure | NEMA4 / IP65 Compliant Front Panel |
| | Storage Temperature | -20°~60°C (-4° ~ 140°F) |
| | Operating Temperature | 0° ~ 50°C (32° ~ 122°F) |
| | Relative Humidity | 10% ~ 90% (non-condensing) |
| Certificate | CE | CE marked |
| Software | | EasyBuilder Pro |


◆ Dimensions



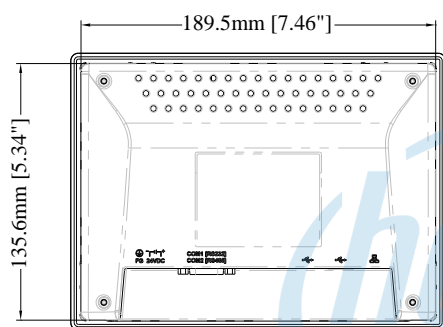
Front View



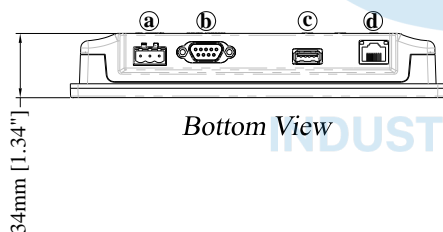
Side View



Cutout Dimensions



Rear View



Bottom View

Pin Assignment:

COM1 [RS232] / COM2 [RS485] 9 Pin, Male, D-sub

| PIN# | COM1 [RS232] | COM2 [RS485] | |
|------|--------------|--------------|-------|
| | | 4W | 2W |
| 1 | | Rx- | Data- |
| 2 | | Rx+ | Data+ |
| 3 | | Tx- | |
| 4 | | Tx+ | |
| 5 | GND | | |
| 6 | TxD | | |
| 7 | RTS | | |
| 8 | CTS | | |
| 9 | RxD | | |

| | | | |
|----------|---------------------------------|----------|----------|
| a | Power Connector | c | USB Host |
| b | COM1 RS232, COM2 RS485 2W/4W | d | Ethernet |