

Powerful. Tough. Future-Proof.

Our NY industrial Box PC has been designed from first principles to be powerful, reliable and scalable, making it ideally suited to visualization, data handling, measuring and controlling. The latest insights in design simplification eliminates faults caused by complexity which, with other unique design features, maximizes uptime and reduces costs. The future will be IT driven: Omron's Industrial PC platform will make you part of it.



Features

- No internal cables to cut faults, maximizes uptime
- Unique simplified thermal design to reduce downtime
- Powerful Intel® Core™ technology for optimized performance
- Three Ethernet ports to increase connectivity
- USB3.0 for fast data-transmission
- Optional DVI port for dual monitor connectivity
- Free choice of drive technology: HDD, SSD and built-in SD card slot

<https://hoplongtech.com>

Windows is a registered trademark of Microsoft Corporation in the United States and other countries.

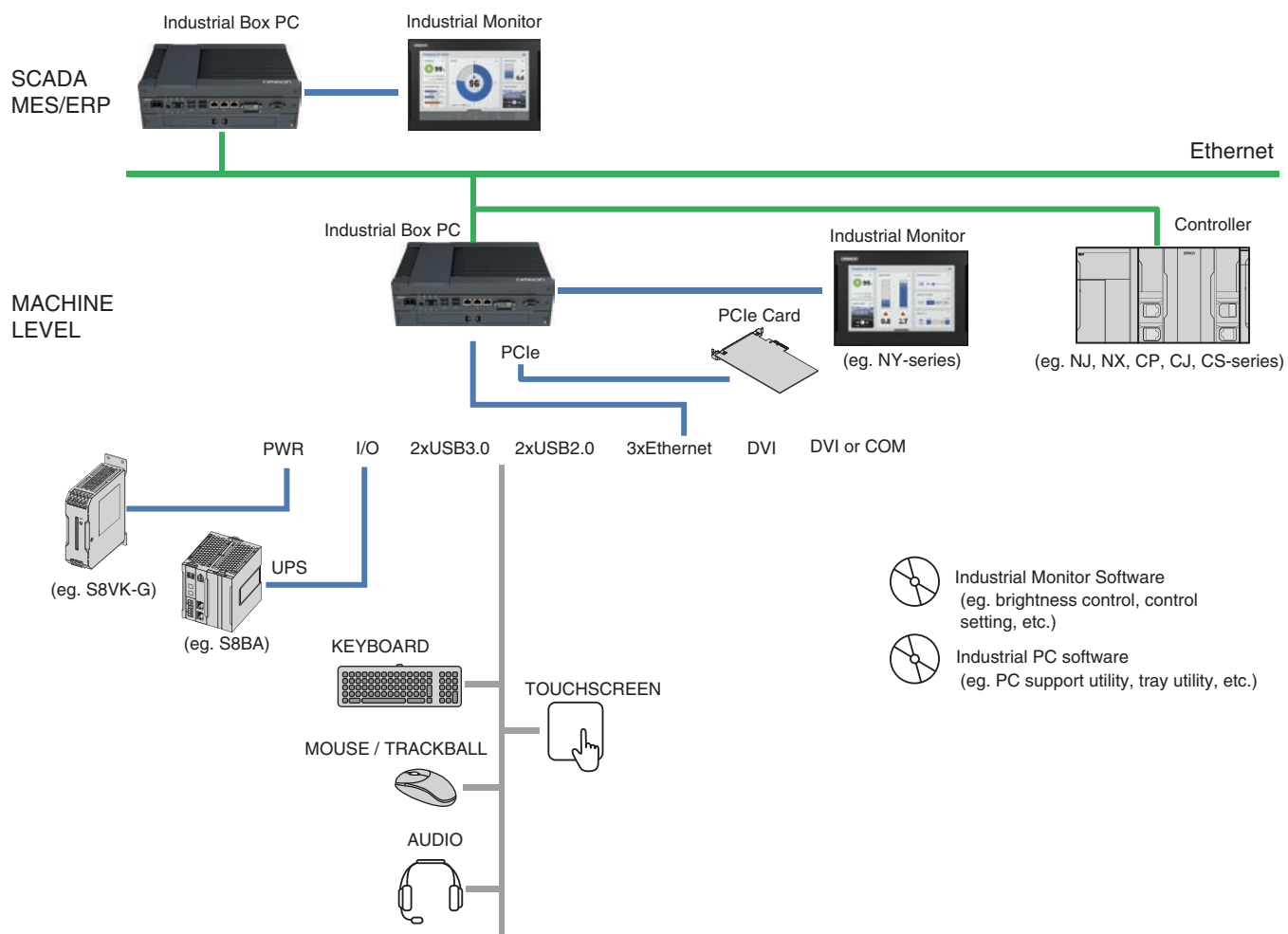
The SD and SDHC logos are trademarks of SD-3C, LLC.

Intel, Celeron and Intel Core are trademarks or registered trademarks of Intel Corporation or its subsidiaries in the United States and other countries.

Other company names and product names in this document are the trademarks or registered trademarks of their respective companies.

The product photographs and figures that are used in this document may vary somewhat from the actual products.

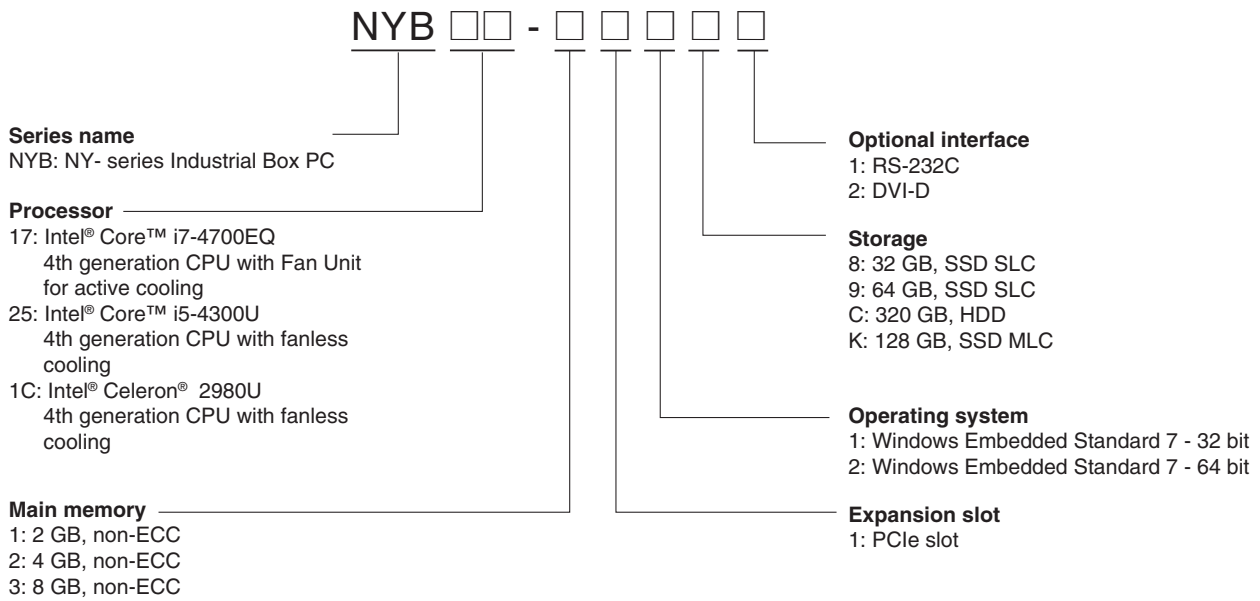
System Configuration



<https://hoplongtech.com>

Model Number Structure

The purpose of this model number legend is to provide understanding of the meaning of specifications from the model number. Models are not available for all combinations of code numbers.



Ordering Information

NY-series Industrial PC Platform

Recommended models

The industrial Box PC has extended configuration possibilities to meet your requirements, below an overview of the most used and recommended models. Selecting one of the models below will bring the benefit of faster delivery times.

In case your preferred model is not listed below, please contact your Omron representative to discuss the possibilities.

Product name	Specifications					Model
	Operating system	CPU type	RAM memory (non-ECC type)	Storage size	Interface option	
Industrial Box PC	Windows Embedded Standard 7 - 64bit	Intel® Core™ i7-4700EQ	8 GB	64 GB SSD type (SLC)	RS-232C	NYB17-31291
		Intel® Core™ i7-4700EQ	8 GB	320 GB HDD type	RS-232C	NYB17-312C1
		Intel® Core™ i5-4300U	8 GB	128 GB SSD type (MLC)	RS-232C	NYB25-312K1
		Intel® Core™ i5-4300U	8 GB	320 GB HDD type	RS-232C	NYB25-312C1
		Intel® Celeron® 2980U	8 GB	320 GB HDD type	RS-232C	NYB1C-312C1
	Windows Embedded Standard 7 - 32bit	Intel® Core™ i7-4700EQ	4 GB	64 GB SSD type (SLC)	RS-232C	NYB17-21191
		Intel® Core™ i7-4700EQ	4 GB	320 GB HDD type	RS-232C	NYB17-211C1
		Intel® Core™ i5-4300U	4 GB	128 GB SSD type (MLC)	RS-232C	NYB25-211K1
		Intel® Core™ i5-4300U	4 GB	320 GB HDD type	RS-232C	NYB25-211C1
		Intel® Celeron® 2980U	4 GB	320 GB HDD type	RS-232C	NYB1C-211C1

Accessories

Optional Hardware

Product name	Specifications	Model
Mounting Brackets *1	Book mount	NY000-AB00
	Wall mount	NY000-AB01
SD Memory Cards	Card type: SD Card Capacity: 2 GB Format: FAT16	HMC-SD291
	Card type: SDHC Card Capacity: 4 GB Format: FAT32	HMC-SD491
USB Flash Drives	Capacity: 2 GB	FZ-MEM2G
	Capacity: 8 GB	FZ-MEM8G
Storage Devices	Storage type: HDD Capacity: 320 GB	NY000-AH00
	Storage type: SSD SLC Capacity: 32 GB	NY000-AS00
	Storage type: SSD SLC Capacity: 64 GB	NY000-AS01
	Storage type: SSD MLC Capacity: 128 GB	NY000-AS02
USB Type-A to USB Type-B Cables	Cable length: 2 m USB 2.0 Minimum bend radius: 25 mm	FH-VUAB 2M
	Cable length: 5 m USB 2.0 Minimum bend radius: 25 mm	FH-VUAB 5M
DVI Cables	Cable length: 2 m Supports DVI-D Minimum bend radius: 36 mm	NY000-AC00 2M
	Cable length: 5 m Supports DVI-D Minimum bend radius: 36 mm	NY000-AC00 5M
Industrial Monitor	<ul style="list-style-type: none"> LCD touchscreen Multi-touch functionality Supply voltage: 24 VDC Up to 1,280 x 800 pixels at 60 Hz 2 USB Type-A Connectors Programmable brightness control 	NYM1□W-C100□
Power Supply	Output voltage: 24 VDC	S8VK-G□□□24
UPS *2	Output voltage during backup operation: 24 VDC ± 5%	S8BA
UPS Communication Cable	Cable length: 2 m Signals for <ul style="list-style-type: none"> Signal output (BL, TR, BU, WB) Remote ON/OFF input UPS Stop Signal input (BS) 	S8BW-C02

*1. Select the required type.

*2. Revision number 04 or higher.

The revision number of the UPS can be retrieved from the serial number label on the product and the product packaging.

A3 □ □ □ □ □ □ □ □ □ □ □ □

1 2 3 4

Item	Description
1	Product code
2	Product period and sequential number
3	Revision number
4	RoHS status

Spare Parts

The following spare parts for the Industrial Box PC are available.

Product name	Specifications	Model
Battery	One battery is supplied with the Industrial Box PC. The battery supplies power to the real-time clock. The battery is located inside the Industrial Box PC. Service life: 5 years at 25°C	CJ1W-BAT01
Fan Unit	The Fan Unit is available for the Industrial Box PC that has active cooling. Service life: 70,000 hours of continuous operation at 40°C with 15% to 65% relative humidity. Shelf life: 6 months This is the storage limitation with no power supplied.	NY000-AF00
Accessory Kit	Accessory Kit containing all accessories supplied with the Industrial Box PC. <ul style="list-style-type: none"> • Power connector • I/O connector • Drive bracket for drive installation • 4 mounting screws for drive installation • PCIe Card support for PCIe Card installation • PCIe Card clip for PCIe Card installation 	NY000-AK00

Installed Support Software

Item	Specifications
Industrial PC Support Utility	The Industrial PC Support Utility is a software utility to assist in diagnosing and resolving problems of the Industrial Box PC. It is pre-installed on the Industrial Box PC and the Industrial Panel PC.
Industrial PC Tray Utility	The Industrial PC Tray Utility is a software utility that provides information about the current state of the Industrial PC, its related devices, and associated software. It is pre-installed on the Industrial Box PC and the Industrial Panel PC.
Industrial PC System API	The Industrial PC System API allows programmers to create programs that can retrieve information or set an indicator status of the Industrial Box PC. The API makes use of the included IPC System Service to manage the hardware. It is pre-installed on the Industrial Box PC and the Industrial Panel PC.
Industrial Monitor Utility	For the optional OMRON Industrial Monitor. The Industrial Monitor Utility provides a user interface to control settings and display details of connected Industrial Monitors. It is pre-installed on the Industrial Box PC and the Industrial Panel PC.
Industrial Monitor Brightness Utility	For the optional OMRON Industrial Monitor. The Industrial Monitor Brightness Utility is a small software utility that allows you to control the brightness of the screen backlight of all connected Industrial Monitors. It is pre-installed on the Industrial Box PC and the Industrial Panel PC.
Industrial Monitor API	For the optional OMRON Industrial Monitor. The Industrial Monitor API allows programmers to create applications that can control the hardware features and retrieve information from connected Industrial Monitors. It is pre-installed on the Industrial Box PC and the Industrial Panel PC.

Specifications

Performance Specifications

Item			NYB17-□□□□□	NYB25-□□□□□	NYB1C-□□□□□				
Main system	CPU	CPU type		Intel® Core™ i7-4700EQ		Intel® Core™ i5-4300U		Intel® Celeron® Processor 2980U	
		Cores / Threads		4 / 8		2 / 4		2 / 2	
		CPU base frequency		2.4 GHz		1.9 GHz		1.6 GHz	
		Maximum turbo frequency		3.4 GHz		2.9 GHz		–	
		Cache		6 MB		3 MB		2 MB	
		Cooling details		Requires active cooling (fan)		Passive cooling (fanless)			
	Memory	Memory size		4 or 8 GB		2, 4 or 8 GB		2, 4 or 8 GB	
		Memory type		DDR3L (non ECC)					
	Trusted platform module (TPM)		<ul style="list-style-type: none">• Ensure the integrity of the platform• Disk encryption• Password protection and other uses of encryption						
	Graphics controller		Intel® HD Graphics. Up to two independent screens.						
		Intel® HD Graphics 4600		Intel® HD Graphics 4400		Intel® HD Graphics			
Watchdog		Yes							
Operating system	Windows OS		Windows Embedded Standard 7 - 32 bit Windows Embedded Standard 7 - 64 bit						
Storage devices	Drives	Hard disk drive		<ul style="list-style-type: none">• HDD - 320 GB• Serial ATA 3.0					
		Solid state drive	SLC type		<ul style="list-style-type: none">• SLC type - long life SSD• 32 GB and 64 GB models• Serial ATA 3.1				
			MLC type		<ul style="list-style-type: none">• MLC type - industrial MLC• 128 GB• Serial ATA 3.1				
		Drive bays (HDD/SSD) *1		2		2		1	
Connectors	Power connector		• 24 VDC						
	I/O connector		2 inputs (UPS signal and power OFF control) and 1 output (Industrial Box PC power state)						
	USB connectors	USB 3.0		<ul style="list-style-type: none">• 2 ports• 900 mA maximum current• 3 m maximum cable length					
		USB 2.0		<ul style="list-style-type: none">• 2 ports• 500 mA maximum current• 5 m maximum cable length					
	Ethernet connectors	Number of available ports		3					
		Physical layer		10BASE-T, 100BASE-TX or 1000BASE-T					
	DVI-I connector	Video interface		Digital or analog		Digital only			
		Resolution		Up to 1,920 x 1,200 pixels at 60 Hz					
Maximum DVI cable length		Dependent upon connected monitor type and resolution							
Optional connector (select one per system)	RS-232C		Standard SUBD9 connector (Non-Isolated)						
	DVI-D	Video interface		Digital only					
		Resolution		Up to 1,920 x 1,200 pixels at 60 Hz					
		Maximum DVI cable length		Dependent upon connected monitor type and resolution					
PCIe Card Slot	Configuration		X4 (4 lanes) up to Gen 3		X1 (1 lane) up to Gen 2				
	Card height		Standard height cards, 4.20 inches (106.7 mm) *2						
	Card length		Half length cards, 6.6 inches (167.65 mm)						
Battery	Model		CJ1W-BAT01						
	Service life		5 years at 25°C						
Fan unit	Model		NY000-AF00						
	Service life		70,000 hours of continuous operation at 40°C with 15% to 65% relative humidity						
LED			PWR, ERR, HDD, RUN						

*1. Depending on the model one or two drives are supported.

*2. Low profile cards, 2.536 inches (64.4 mm) are not supported.

Electrical Specifications

Item			NYB17-□□□□□	NYB25-□□□□□	NYB1C-□□□□□
Rated power supply voltage			24 VDC, non-isolated		
Allowable power supply voltage range			20.4 to 28.8 VDC		
Grounding method			Ground to less than 100 Ω		
Inrush current			At 24 VDC: 12 A / 6 ms max. for cold start at room temperature		
Overvoltage category			JIS B3502 and IEC 61131-2: Category II		
EMC immunity level			IEC 61132-2: Zone B		
RTC accuracy			At ambient temperature of 55°C: -3.5 to +0.5 min error per month At ambient temperature of 25°C: -1.5 to +1.5 min error per month At ambient temperature of 0°C: -3 to +1 min error per month		
Power button life			100,000 operations		
Battery life			5 years at 25°C (for battery CJ1W-BAT01)		
Fan life			8 years of continuous operation at 40°C		
Power consumption *	Maximum power consumption including drives and expansions		114 W	75 W	66 W
	Industrial Box PC excluding drives and expansions		81 W	52 W	45 W
	Drives	HDD 320 GB	2 W		
		SSD SLC 32 GB	2 W		
		SSD SLC 64 GB	2 W		
		SSD MLC 128 GB	2 W		
	Expansions	USB	14 W max. ((2 x 500 mA at 5 V) + (2 x 900 mA at 5 V))		
		PCIe	15 W max.	5 W max.	5 W max.

Note: Refer to the *Industrial Box PC User's Manual (W553)* for detail.

* The total power consumption is the sum of the power consumption of all items that are installed in your Industrial Box PC.

To guarantee S8BA UPS operation in combination with our IPC, the specified combination of UPS and power-supply must be used.

The required supply specifications for an Industrial Box PC with an Intel® Core™ i7-4700EQ CPU.

Item	Minimum power requirements
Power supply	240 W
UPS	120 W

The required supply specifications for an Industrial Box PC with an Intel® Core™ i5-4300U CPU or Intel® Celeron® 2980U CPU.

Item	Minimum power requirements
Power supply	120 W
UPS	120 W

<https://hoplongtech.com>

Components and functions

The intent behind our IPC platform is to empower engineers to become unstoppable in developing machines and factories that are better, faster and safer by giving them the freedom and flexibility to explore the opportunities provided by modern IT. In line with Omron's traditional quality standards, the Industrial Box PC is designed to meet the demands of industrial users for maximum robustness and reliability. All maintenance sensitive products (HDD/SDD, fan, battery, and PCIe Card) can be easily reached from the outside of the system. No need to open the electronics compartment, less risk on failure.

Optional connection

RS-232C (standard SUBD9 connector) or DVI-D

DVI-D video

Digital, up to 1,920 x 1,200 pixels at 60 Hz
(Intel® Core™ i7: DVI-I (Digital or analog))

3x High speed Ethernet

10BASE-T, 100BASE-TX or 1000BASE-T

2x USB2.0

500 mA maximum current
Maximum cable length: 5 m

2x USB3.0

900 mA maximum current
Maximum cable length: 3 m

Indication LEDs

Robust Mechanics

Full metal housing with black industrial coating

Industrial Design

Winner of the 2016 Red Dot design award* for excellent industrial design



1x PCIe slot

Half Length Cards 6.6 inches
Standard Height Cards 4.2 inches
Easy PCIe mounting drawer

Intel® Core™ i7: X4 (4 lanes)
Other CPUs: X1 (1 lane)

1x SD Memory Card slot

SDHC type (SD 2.0 specification)
Up to 32 GB capacity

Storage

2.5 inch Solid State Drive (SSD) or Hard Disk Drive (HDD), 7 mm height

I/O (UPS connection)

Input:

Power sequence signal

Output:

SPST-NO contact configuration

24 VDC at 2 A switching capacity (resistive load)

Power switch

24 VDC Power

24 VDC non isolated

Lockable power connector

* The Red Dot design award has been presented by the Design Zentrum Nordrhein Westfalen since 1955. It is one of the best-respected design competitions in the world, along with the iF award (Germany) and IDEA (the United States).

<https://hoplongtech.com>

Environmental Specifications

Item	Specifications
Operation environment	Ambient operating temperature *1
	0 to 55°C
	Ambient storage temperature *1
	-20 to 70°C
	Ambient operating humidity *1
	10% to 90% with no condensation
	Ambient storage humidity *1
	10% to 90% with no condensation
	Operating atmosphere
	No corrosive gases
	Altitude
	2,000 m max.
	Noise resistance (during operation)
	Conforms to IEC61000-4-4, 2kV (power lines)
	Vibration resistance (during operation)
	Conforms to IEC 60068-2-6. For a product with an SSD: 5 to 8.4 Hz with 3.5 mm single amplitude and 8.4 to 150 Hz with 9.8 m/s ² for 10 times each in X, Y and Z directions. For a product with a HDD the vibration resistance depends on the mounting orientation *2.
	Shock resistance (during operation)
	Conforms to IEC 60028-2-27. 147 m/s ² , 3 times in each X, Y and Z directions
	Pollution degree
	2 or less: Conforms to JIS B3502 and IEC 61131-2.
Applicable standards *3	
EU Directives: EMC Directive 2014/30/EU (EN 61131-2), KC Registration, RCM	

*1. The allowed ambient operating temperature and ambient humidity depend on product type, CPU type, mounting orientation, and storage device type.

*2. Vibration resistance depends on the Industrial Box PC's mounting orientation and storage device type:

Mounting orientation	SSD	HDD
Book	9.8 m/s ²	2.5 m/s ²
Wall		4.9 m/s ²

*3. Refer to the OMRON website (www.ia.omron.com) or contact your OMRON representative for the most recent applicable standards for each model.

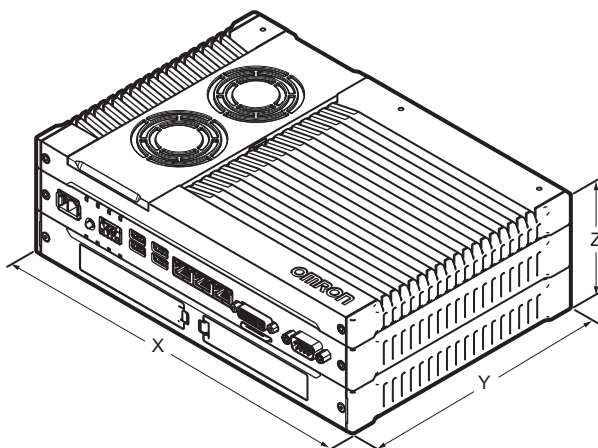
Storage Device Specifications

Item	Specifications			
Model	NY000-AS00	NY000-AS01	NY000-AS02	NY000-AH00
Capacity	32 GB	64 GB	128 GB	320 GB
Type	SSD (SLC)		SSD (MLC)	HDD
S.M.A.R.T. support	Yes			
Rotation speed	–	–	–	5,400 r/min
Interface	Serial ATA 3.1			Serial ATA 3.0
Sustained standard read speed	Up to 160 MB/s		Up to 430 MB/s	–
Sustained standard write speed	Up to 150 MB/s		Up to 190 MB/s	–
Operating temperature	0 to 70°C			5 to 55°C
Operating humidity	10% to 95% (with no condensation)			<ul style="list-style-type: none"> 10% to 95% (with no condensation) 29°C wet-bulb temperature max.
Storage temperature	-40 to 100°C			-40 to 65°C
Storage humidity	10% to 95% (with no condensation)			<ul style="list-style-type: none"> 8% to 90% (with no condensation) 40°C wet-bulb temperature max.
Life	1,500 TB written / 11 years at a daily workload of 350 GB	3,000 TB written / 23 years at a daily workload of 350 GB	114 TB written / 3 years at a daily workload of 100 GB	Approximately 5 years or 20,000 powered-ON hours (whichever comes first) under the following conditions: <ul style="list-style-type: none"> 25°C at 101.3 kPa Less than 333 powered-ON hours/month *1 Less than 20% operation while powered-ON *2 Less than 1.30 x 10⁶ seeks/month

*1. Powered-ON hours include sleep and standby modes.

*2. Operation includes seeking, writing, and reading functions.

Dimensions



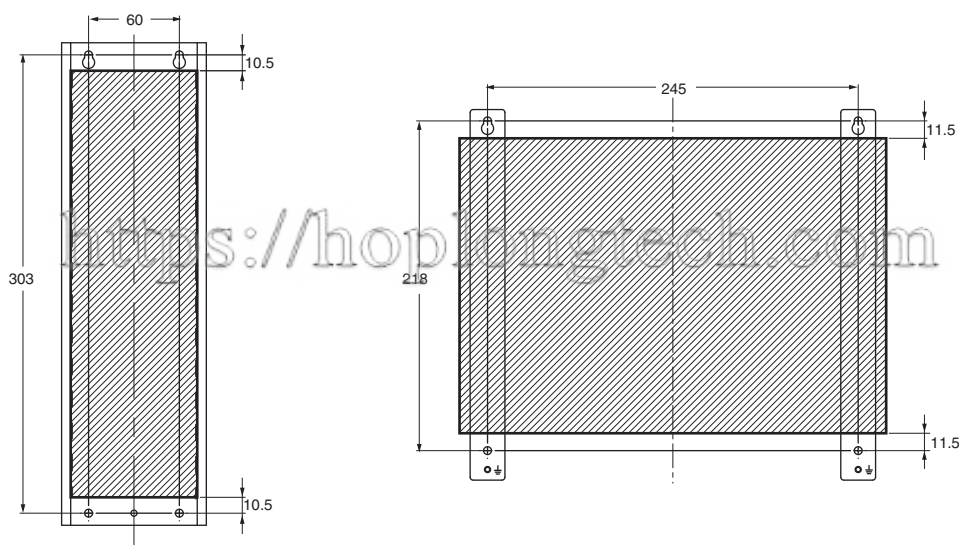
Item	Specifications
Dimensions	Width X = 282 mm Depth Y = 195 mm. Y = 200 mm including the DVI connectors. Height Z = 88.75 mm
Weight	3.8 kg

Bracket Specifications

The metal mounting brackets mount your Industrial Box PC and they are the connection for the functional ground.

Use metal screws with a diameter of 4 mm or 5 mm to mount the brackets.

Mounting screw locations for book mount and wall mount orientation:



(Unit: mm)

Recommended Related Products



Industrial Monitor NY-series

The Industrial Monitor is of key importance at the interface between operator and system. The Industrial Monitor is efficient, effective and highly visible with an attractive design.



Industrial Panel PC NY-series

The Industrial Panel PC intelligently combines the functionality of the Industrial Box PC and Industrial Monitor. No cables are used between the two components, which ensures optimal signal distribution and reliable operation in industrial environments.



UPS S8BA-series

The OMRON S8BA UPS protects the Industrial Box PC from power failures, voltage variations and instantaneous voltage drops.

Related Manuals

The following manuals are related. Use these manuals for reference.

Manual name	Cat. No.	Model numbers	Application	Description
Industrial Box PC User's Manual	W553	NYB17-□1□□□ NYB25-□1□□□ NYB1C-□1□□□	Learning all basic information about the Industrial Box PC. This includes introductory information with features, hardware overview, software overview, specifications, mounting, wiring, connecting, operating and maintaining the Industrial Box PC.	An introduction to the Industrial Box PC is provided along with the following information: <ul style="list-style-type: none"> • Overview • Hardware • Software • Specifications • Installation • Operating Procedures • Maintenance
Industrial Monitor User's Manual	W554	NYM15W-C100□ NYM12W-C100□	Learning all basic information about the Industrial Monitor. This includes introductory information with features, hardware overview, specifications, mounting, wiring, connecting, operating and maintaining the Industrial Monitor.	An introduction to the Industrial Monitor is provided along with the following information: <ul style="list-style-type: none"> • Overview • Hardware • Software • Specifications • Installation • Operating Procedures • Maintenance
Industrial Panel PC User's Manual	W555	NYP17-□1□□□-15WC100□ NYP17-□1□□□-12WC100□ NYP25-□1□□□-15WC100□ NYP25-□1□□□-12WC100□ NYP1C-□1□□□-15WC100□ NYP1C-□1□□□-12WC100□	Learning all basic information about the Industrial Panel PC. This includes introductory information with features, hardware overview, software overview, specifications, mounting, wiring, connecting, operating and maintaining the Industrial Panel PC.	An introduction to the Industrial Panel PC is provided along with the following information: <ul style="list-style-type: none"> • Overview • Hardware • Software • Specifications • Installation • Operating Procedures • Maintenance
UPS S8BA User's Manual	U702	S8BA	Learning the information that is necessary to use the Uninterruptible Power Supply (UPS) Unit.	An introduction to the UPS is provided along with the following information: <ul style="list-style-type: none"> • Overview • Preparation • Installation and Connection • Check and Start Operation • Maintenance and Inspection • Shutdown Processing • I/O Signal Functions • Troubleshooting

Terms and Conditions Agreement

Read and understand this catalog.

Please read and understand this catalog before purchasing the products. Please consult your OMRON representative if you have any questions or comments.

Warranties.

(a) Exclusive Warranty. Omron's exclusive warranty is that the Products will be free from defects in materials and workmanship for a period of twelve months from the date of sale by Omron (or such other period expressed in writing by Omron). Omron disclaims all other warranties, express or implied.

(b) Limitations. OMRON MAKES NO WARRANTY OR REPRESENTATION, EXPRESS OR IMPLIED, ABOUT NON-INFRINGEMENT, MERCHANTABILITY OR FITNESS FOR A PARTICULAR PURPOSE OF THE PRODUCTS. BUYER ACKNOWLEDGES THAT IT ALONE HAS DETERMINED THAT THE PRODUCTS WILL SUITABLY MEET THE REQUIREMENTS OF THEIR INTENDED USE.

Omron further disclaims all warranties and responsibility of any type for claims or expenses based on infringement by the Products or otherwise of any intellectual property right. (c) Buyer Remedy. Omron's sole obligation hereunder shall be, at Omron's election, to (i) replace (in the form originally shipped with Buyer responsible for labor charges for removal or replacement thereof) the non-complying Product, (ii) repair the non-complying Product, or (iii) repay or credit Buyer an amount equal to the purchase price of the non-complying Product; provided that in no event shall Omron be responsible for warranty, repair, indemnity or any other claims or expenses regarding the Products unless Omron's analysis confirms that the Products were properly handled, stored, installed and maintained and not subject to contamination, abuse, misuse or inappropriate modification. Return of any Products by Buyer must be approved in writing by Omron before shipment. Omron Companies shall not be liable for the suitability or unsuitability or the results from the use of Products in combination with any electrical or electronic components, circuits, system assemblies or any other materials or substances or environments. Any advice, recommendations or information given orally or in writing, are not to be construed as an amendment or addition to the above warranty.

See <http://www.omron.com/global/> or contact your Omron representative for published information.

Limitation on Liability; Etc.

OMRON COMPANIES SHALL NOT BE LIABLE FOR SPECIAL, INDIRECT, INCIDENTAL, OR CONSEQUENTIAL DAMAGES, LOSS OF PROFITS OR PRODUCTION OR COMMERCIAL LOSS IN ANY WAY CONNECTED WITH THE PRODUCTS, WHETHER SUCH CLAIM IS BASED IN CONTRACT, WARRANTY, NEGLIGENCE OR STRICT LIABILITY.

Further, in no event shall liability of Omron Companies exceed the individual price of the Product on which liability is asserted.

Suitability of Use.

Omron Companies shall not be responsible for conformity with any standards, codes or regulations which apply to the combination of the Product in the Buyer's application or use of the Product. At Buyer's request, Omron will provide applicable third party certification documents identifying ratings and limitations of use which apply to the Product. This information by itself is not sufficient for a complete determination of the suitability of the Product in combination with the end product, machine, system, or other application or use. Buyer shall be solely responsible for determining appropriateness of the particular Product with respect to Buyer's application, product or system. Buyer shall take application responsibility in all cases.

NEVER USE THE PRODUCT FOR AN APPLICATION INVOLVING SERIOUS RISK TO LIFE OR PROPERTY OR IN LARGE QUANTITIES WITHOUT ENSURING THAT THE SYSTEM AS A WHOLE HAS BEEN DESIGNED TO ADDRESS THE RISKS, AND THAT THE OMRON PRODUCT(S) IS PROPERLY RATED AND INSTALLED FOR THE INTENDED USE WITHIN THE OVERALL EQUIPMENT OR SYSTEM.

Programmable Products.

Omron Companies shall not be responsible for the user's programming of a programmable Product, or any consequence thereof.

Performance Data.

Data presented in Omron Company websites, catalogs and other materials is provided as a guide for the user in determining suitability and does not constitute a warranty. It may represent the result of Omron's test conditions, and the user must correlate it to actual application requirements. Actual performance is subject to the Omron's Warranty and Limitations of Liability.

Change in Specifications.

Product specifications and accessories may be changed at any time based on improvements and other reasons. It is our practice to change part numbers when published ratings or features are changed, or when significant construction changes are made. However, some specifications of the Product may be changed without any notice. When in doubt, special part numbers may be assigned to fix or establish key specifications for your application. Please consult with your Omron's representative at any time to confirm actual specifications of purchased Product.

Errors and Omissions.

Information presented by Omron Companies has been checked and is believed to be accurate; however, no responsibility is assumed for clerical, typographical or proofreading errors or omissions.