



RPR415A

Features

- Reverse power monitoring
- 3-phase, 3 or 4-wire system
- Adjustable reverse power setting
- Adjustable tripping time delay
- Indicators for auxiliary power, trip delay and trip status
- Test button
- ANSI Code: 32

Product Description

RPR 415A relay is a directionally controlled timing relay used to protect AC generators from motor-ing. When such condition occurs and the reverse current exceeded the customer adjustable preset limit for a predetermined delay time, the trip relay operates to disconnect the circuit.

Technical Data

INPUT

Rated Phase-neutral voltage : 220V to 240V AC
 Rated Phase-phase voltage : 380V to 415V AC
 Rated frequency : 50 or 60 Hz
 Rated current (In) : 5A
 Burden : < 0.3 VA at In
 Thermal withstand : 1.2 x Un , 2 x In continuous
 : 1.2 x Un , 10 x In for 3 sec
 Power consumption : 3 VA maximum

OUTPUT CONTACTS

Rated voltage : 250 V AC/DC
 Contact rating : 5 A
 Expected electrical life : 100,000 operations
 at rated current
 Expected mechanical life : 5 x 10⁶ operations

SETTING RANGES

Range : 2% to 20% reverse current
 with 1% Hysteresis
 Time delay : 0 sec to 20 sec
 3-Phase 4-wire (star) or 3-Phase 3-wire (delta)

ACCURACY

Protection thresholds Hysteresis : ± 3%
 Delay time : 1%
 : 0-0.5s, ± 15%,
 40ms minimum.
 Measurements : 0.5s and above, ± 3% : ± 3%

INDICATORS

Auxiliary supply : Green indicator
 Delay : Red indicator
 Trip : Red indicator

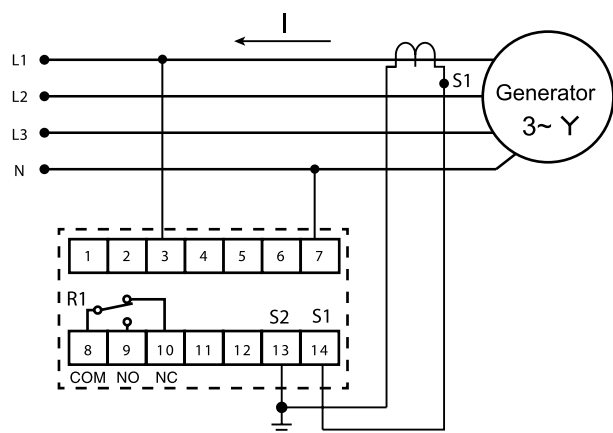
ENVIRONMENTAL CONDITIONS

Temperature : -10°C to 55°C
 Humidity : 5% to 95%,
 non-condensing

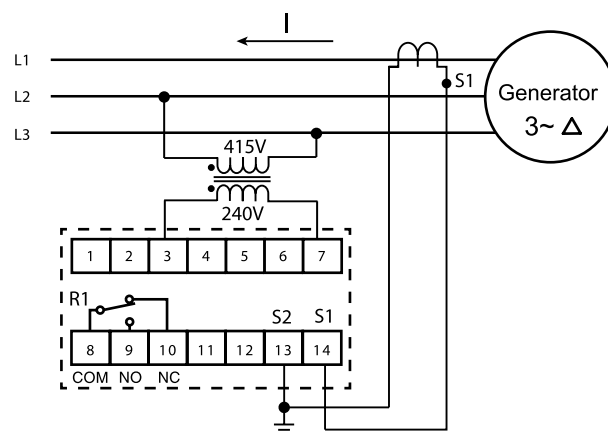
MECHANICAL

Mounting : DIN rail
 Dimension (mm) : 71(w) x 85(h) x 70(d)
 Approximate weight : 0.3 kg

Typical Application Diagram

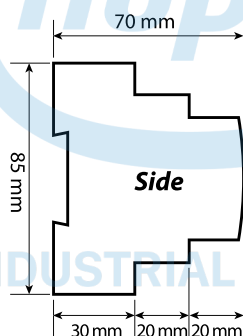
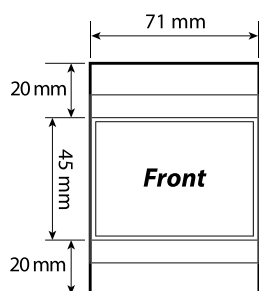


3-Phase 4-wire / single-phase system



3-Phase 3-wire system

Case Dimensions



Ordering Information

MODEL	DESCRIPTION
RPR415A	380-415Vpp AC / 220-240Vpn AC, 45-65Hz