


ST45B

Ø45mm Bulb Steady/Flashing Tower Lights



- ST45B** Steady
- ST45B-BZ** Built-in Buzzer Steady
- ST45BF** Steady/Flashing
- ST45BF-BZ** Built-in Buzzer Steady/Flashing



ST45B series

Built-in buzzer output holes formed on the housing of the product.



ST45B Ø45mm Pole Mount, Bulb Steady/Flashing

Model number	Layer	Voltage	Current	Bulb			Certificates	Weight	Color
				Spec	Standard	Parts no#			
ST45B Steady ST45B-BZ Steady /w built-in buzzer ST45BF Steady/ Flashing ST45BF-BZ Steady/ Flashing /w built-in buzzer	1	AC/DC12V	0.398A	12V5W	G14 9S	1	CE DC only	0.36kg	● R-Red
		AC/DC24V	0.212A	24V5W	G14 9S	2		0.36kg	
		AC110V	0.048A	110V5W	T16x28 9S	3		0.36kg	
		AC220V	0.023A	220V5W	T16x28 9S	4		0.36kg	
	2	AC/DC12V	0.797A	12V5W	G14 9S	1		0.41kg	● R-Red ● G-Green
		AC/DC24V	0.424A	24V5W	G14 9S	2		0.41kg	
		AC110V	0.097A	110V5W	T16x28 9S	3		0.41kg	
		AC220V	0.046A	220V5W	T16x28 9S	4		0.41kg	
	3	AC/DC12V	1.196A	12V5W	G14 9S	1		0.46kg	● R-Red ● A-Amber ● G-Green
		AC/DC24V	0.636A	24V5W	G14 9S	2			
		AC110V	0.146A	110V5W	T16x28 9S	3			
		AC220V	0.070A	220V5W	T16x28 9S	4			
4	AC/DC12V	1.595A	12V5W	G14 9S	1	0.51kg	● R-Red ● A-Amber ● G-Green ● B-Blue		
	AC/DC24V	0.848A	24V5W	G14 9S	2				
	AC110V	0.195A	110V5W	T16x28 9S	3				
	AC220V	0.093A	220V5W	T16x28 9S	4				
5	AC/DC12V	1.994A	12V5W	G14 9S	1	0.56kg	● R-Red ● A-Amber ● G-Green ● B-Blue ● W-White		
	AC/DC24V	1.061A	24V5W	G14 9S	2				
	AC110V	0.244A	110V5W	T16x28 9S	3				
	AC220V	0.116A	220V5W	T16x28 9S	4				

* Please refer to page 255 ST45MB type for signal/ audible line current.

Mounting Bracket

Standard	LB18	LW18	QZ18	SZ18	QL18	SL18	QLA18
Steel	Steel	PC	PC	Al	PC	Al	PC

* Please refer to page 32-37 for detailed dimensions.

Customization

- Customized pole length available
- 2 buzzer sound types : Both prolonged (beep, beep) and staccato (beep, beep, beep) buzzer output available

Ordering Specification

ST45B	-	3	-	24	-	RAG	-	LW18
[Model number]		[Layer]		[Voltage]		[Color]		[Mounting bracket]
<ul style="list-style-type: none"> • ST45B • ST45B-BZ • ST45BF • ST45BF-BZ 		<ul style="list-style-type: none"> • 1-1Layer • 2-2Layers • 3-3Layers • 4-4Layers • 5-5Layers 		<ul style="list-style-type: none"> • 12-DC12V • 24-DC24V • 110-AC110V • 220-AC220V 		<ul style="list-style-type: none"> • R-Red • A-Amber • G-Green • B-Blue • W-White 		<ul style="list-style-type: none"> • None • Standard • Bracket • -LB18 • -LW18 • -QZ18 • -SZ18 • -QL18 • -SL18 • -QLA18

ST45MB/ ST45B

Ø45mm Bulb Steady/Flashing Tower Lights

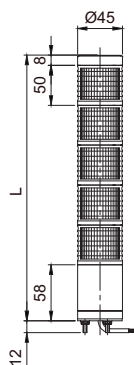


Technical Diagram

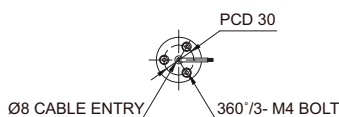
(Units : mm)

ST45MB : AC/DC
ST45MB-BZ : AC/DC
ST45MBF : AC/DC

ST45MB-BZ : AC
ST45MBF : AC/DC
ST45MBF-BZ : AC/DC



LAYER	L
1	116
2	166
3	216
4	266
5	316

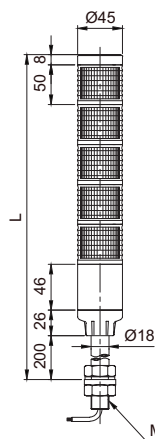


LAYER	L
1	162
2	212
3	262
4	312
5	362



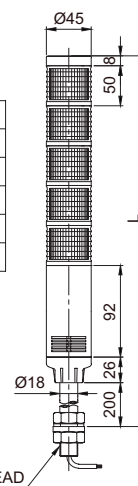
ST45B : AC/DC
ST45B-BZ : AC/DC
ST45BF : AC/DC

ST45BF-BZ : AC/DC



LAYER	L
1	330
2	380
3	430
4	480
5	530

LAYER	L
1	376
2	426
3	476
4	526
5	576



Wiring Instructions

- External power line standard : UL1015 AWG18(0.75sq)×2C 400mm
- Signal line standard : UL1007 AWG22(0.3sq) 400mm

※ Please refer to page 264 for detailed wiring instructions.



Warning/
Signal/
Stackable



Signal &
Electric Horn/
Speakers



Vessels and
Heavy-Duty
Equipment



Explosion
Proof



Warning
Light Bar



Aviation
Obstruction
Lights



Signal Tower
Lights



USB/ETN
Signal Tower
Lights



Electric Horn/
Speakers



Industrial
LED Lights

ST45B/ ST56B/ ST80B series

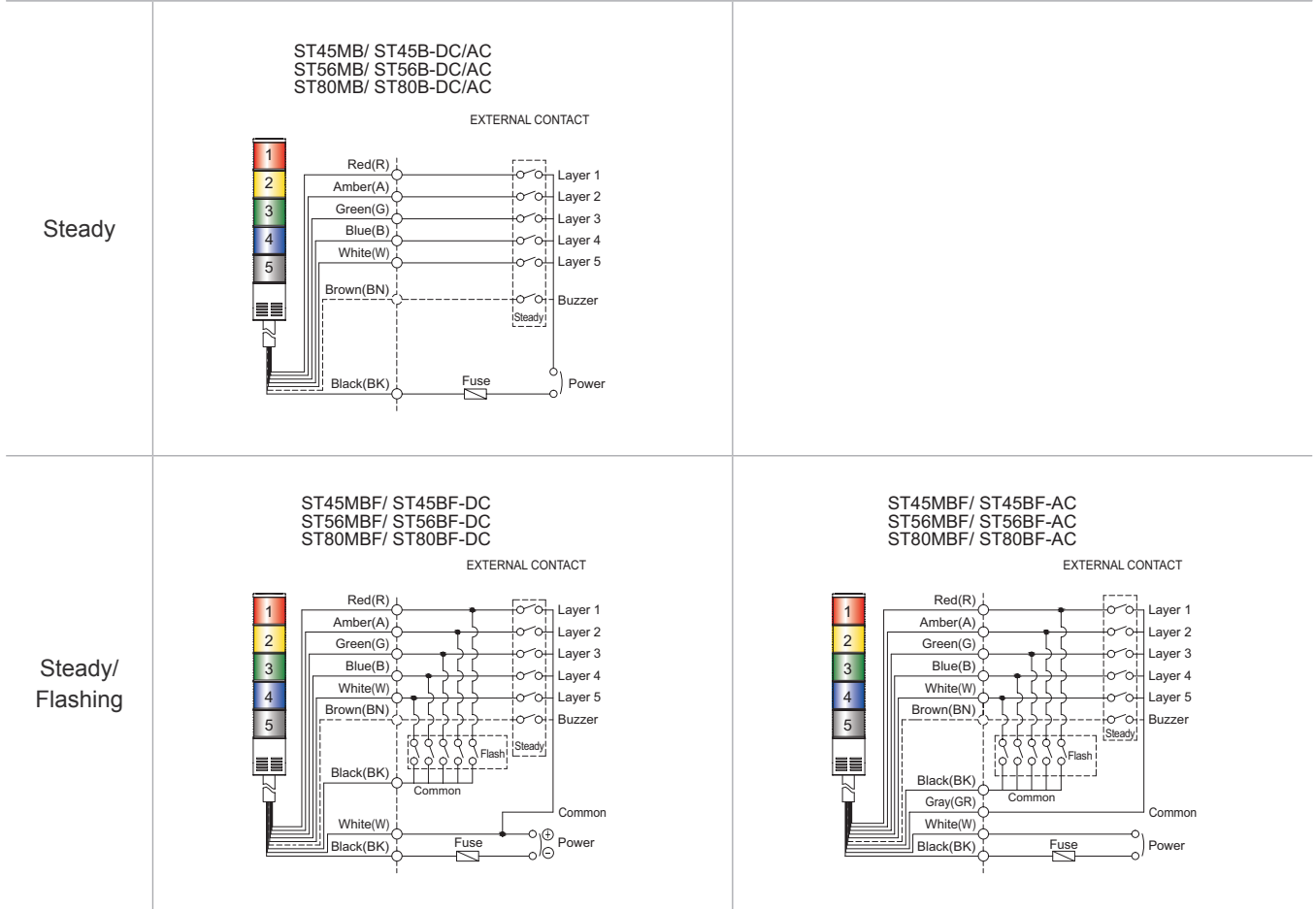
Bulb Steady/Flashing Tower Lights



Wiring Instructions

- Please wire by following below instructions for ST45MB/ ST45B, ST56MB/ ST56B and ST80MB/ ST80B series.
- Bulb tower lights do not allow transistor wiring. Please use external contact.

External contact



- External power line standard : UL1015 AWG18(0.75sq)×2C 400mm
- Signal line standard : UL1007 AWG22(0.3sq) 400mm

