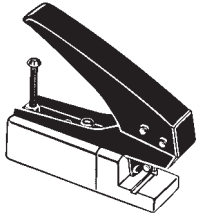


■ XG5 IDC Tools

Simple IDC Tool

XY2B-7006



This tool is a compact, light-weight model, ideal for use in the laboratory or for maintenance.

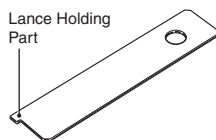
Specifications

Applicable connector	XG5M-N
Applicable wire	AWG24 to AWG28 (with an insulation outer diameter of 1.1 to 1.3 mm)
Dimensions	25 (W) × 100 (D) × 80 (H)
Weight	Approx. 180 g

■ Tools for the XG5

Contact Removal Tool

XY2E-0001

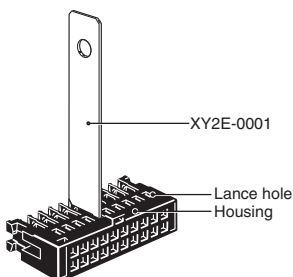


Used to remove from the housing, contacts which are wrong.

Replacing Contacts

Use only this tool to remove incorrect IDC contacts.

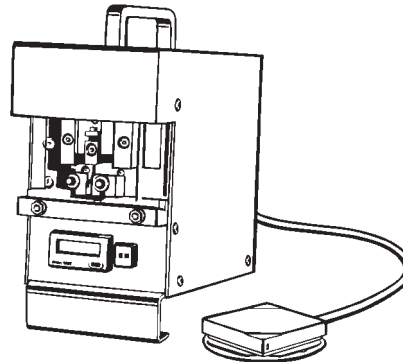
1. Remove the cover.
2. Insert the tool into the housing lance holes and push the lance into the housing.
3. Pull out the contact while holding the lance down.
4. Insert a new contact.



■ Tools

Simple Wire IDC Tool Set

XY2B-2104-N



This Wire IDC Tool Set is designed for XG5 Discrete-wire Connectors.

Specifications

Stroke	13 mm
Motor speed	83/100 rpm (50/60 Hz)
Feed pitch	2.54 mm
Operation	Foot switch
Weight	About 6 kg
Rated voltage	0.5 A, 100 VAC (50/60 Hz)
Fuse	1 A
Dimensions	120 × 200 × 225 mm (W × D × H)

Note: For function and operation details, see the user's manual for the Pressure Welder provided separately.

Applicable Connectors and Wires

Applicable Connector	Size No.	Applicable wires			
		UL file No.	Size [No. of wires/diameter (mm)]	Cross-sectional area (mm)	Covering diameter (mm)
XG5M-□□31-N XG5M-□□32-N XG5M-□□33-N	No. 1	UL1061	AWG24 [7/0.203]	0.21	1.1
XG5M-□□34-N XG5M-□□35-N XG5M-□□36-N	No. 2	UL1007	AWG26 [7/0.16] AWG28 [7/0.127]	0.13 0.09	1.3 1.2

Note: Use only wires specified in the table above.