

CÔNG TY CỔ PHẦN CÔNG NGHỆ HỢP LONG

Signaling units Ø 45

Harmony[®] XVM modular tower light

Catalog

September 2013



Schneider
Electric

Hotline: 1900.6536 - Website: HOPLONGTECH.COM

How to find the “Automation and Control” products

> Catalogs

Complete product ranges

> Essential guides

Selection of the top selling products



Harmony® XVM modular tower lights

Selection guide *page 2*

■ **Presentation**

□ Pre-assembled/pre-cabled tower lights and tower lights for customer assembly..... *page 6*

■ **References**

□ Pre-assembled and pre-cabled tower lights..... *page 8*

□ Customer assembled tower lights..... *page 13*

□ Accessories..... *page 13*

■ **How to find the “Automation and Control” products**

□ Search, visualize, and download *page 14*

□ Access product references with adapted tools..... *page 16*

□ Compare, select, and compile *page 18*

□ Check the product status, design your equipment *page 19*

■ **Product reference index**..... *page 20*




INDUSTRIAL AUTOMATION

Harmony® type XV

Monolithic tower lights



Type of products	Complete pre-cabled pilot lights, height 55 mm/2.17 in.	Complete miniature beacons	Pre-assembled/pre-cabled tower lights Variable composition tower lights for customer assembly of up to 4 units	Pre-assembled and pre-cabled tower lights	Pre-assembled and pre-cabled tower lights	Pre-assembled and pre-cabled tower lights	Pre-assembled and pre-cabled USB tower lights
Diameter	Ø 25 mm/0.98 in.	Ø 45 mm/1.75 in.	Ø 60 mm/2.36 in.	Ø 40 mm/1.57 in.	Ø 60 mm/2.36 in.	Ø 100 mm/3.94 in.	Ø 60 mm/2.36 in.
Degree of protection conforming to IEC 60529	IP 40	IP 40	IP 53 and IP 42 (base mounting) IP 23 (direct aluminium tube mounting, aluminium tube mounting and "L" bracket) IP 53 and IP 42 (aluminium tube mounting and fixing plate) IP 40 (aluminium tube mounting and foldable bracket)	IP 54 (flat surface installation) IP 23 (vertical surface installation)	IP 54 (flat surface installation) IP 23 (vertical surface installation)	IP 54 (flat surface installation)	IP 42
Type of signalling	Steady Flashing "Flash" Sound	Yes - Yes -	Yes - - With buzzer	Yes Yes - With buzzer	Yes Yes - With buzzer	Yes Yes - With siren or buzzer	Yes Yes - With buzzer (volume control and alarm type can be set with HMI)
Light sources	Incandescent bulb LED bulb Integral LED "Flash" discharge tube Halogen bulb	Yes - - Yes -	- - Yes - -	- - Yes - -	- - Yes - -	- - Yes - -	- - Yes - -
Colors of illuminated units	<input type="checkbox"/> Green <input type="checkbox"/> Red <input type="checkbox"/> Clear <input type="checkbox"/> Yellow	<input type="checkbox"/> Green <input type="checkbox"/> Red <input type="checkbox"/> Orange <input type="checkbox"/> Blue <input type="checkbox"/> Clear <input type="checkbox"/> Yellow	<input type="checkbox"/> Red <input type="checkbox"/> Green <input type="checkbox"/> Amber <input type="checkbox"/> Blue	<input type="checkbox"/> Red <input type="checkbox"/> Orange <input type="checkbox"/> Green <input type="checkbox"/> Blue <input type="checkbox"/> Clear	<input type="checkbox"/> Red <input type="checkbox"/> Orange <input type="checkbox"/> Green <input type="checkbox"/> Blue <input type="checkbox"/> Clear	<input type="checkbox"/> Red <input type="checkbox"/> Orange <input type="checkbox"/> Green <input type="checkbox"/> Blue <input type="checkbox"/> Clear	Multi-color LEDs (many possible combinations can be set with HMI) <input type="checkbox"/> Red <input type="checkbox"/> Orange <input type="checkbox"/> Green <input type="checkbox"/> Blue
Connection	Flying leads, length 360 mm/14.17 in.	Screw clamp terminals	Flying leads, length 500 to 560 mm/19.68 to 22.05 in. for tube mounting according to model. Length 900 mm/35.43 in. for base mounting.	Flying leads, length 450 mm/17.71 in.	Flying leads, length 450 mm/17.71 in. to 850 mm/33.46 in. according to model	Flying leads, length 500 mm/19.68 in.	USB power cable: - 300 mm/11.81 in. for tube mounting - 400 mm/15.75 in. for direct mounting
Support panel drilling or cut-out	Ø 22 mm/0.87 in. or Ø 30 mm/1.18 in.	3 x Ø 3.3 mm/0.13 in. or M3	Base mounting: 3 x Ø 5 mm/0.20 in. Direct aluminium tube mounting: Ø 20/0.79 in. Aluminium tube mounting and "L" bracket: 2 x Ø 9/0.35 in. Aluminium tube mounting and fixing plate: 4 x Ø 6/0.24 in. Aluminium tube mounting and foldable bracket: 4 x Ø 6/0.24 in.	Mounting on support tube with bracket: 2 x Ø 9 mm/0.35 in. Direct mounting on horizontal support: 3 x Ø 5 mm/0.20 in. Other mounting possibilities with accessories	Mounting on support tube with bracket: 2 x Ø 11 mm/0.43 in. Direct mounting on horizontal support: 3 x Ø 5 mm/0.20 in. Other mounting possibilities with accessories	Direct mounting on horizontal support: - 3 x Ø 6 mm/0.24 in. (without siren) - 3 x Ø 7 mm/0.28 in. (with siren) Other mounting possibilities with accessories	Mounting on support tube with fixing plate: 4 x Ø 6 mm/0.24 in. Direct mounting on horizontal support: 3 x Ø 5 mm/0.20 in.
Type references	XV1CA	XVDLS	XVG	XVC4	XVC6	XVC1	XVGU



Harmony® type XV

Modular tower lights




Type of products	
Diameter	
Degree of protection conforming to IEC 60529	
Type of signalling	
Light sources	
Colors of illuminated units	
Connection	
Support panel drilling or cut-out	
Type references	

Pre-assembled/pre-cabled tower lights Variable composition tower lights for customer assembly of up to 5 units
Ø 45 mm/1.77 in.
IP 54 in vertical position (XVM with plastic fixing plate) IP 42 in horizontal position (XVM with metal bracket) IP 40 in other positions (all types of XVM tower lights)
Yes Yes Yes Yes
Yes Yes - Yes -
<input type="checkbox"/> Red <input type="checkbox"/> Green <input type="checkbox"/> Orange <input type="checkbox"/> Blue <input type="checkbox"/> Clear
Flying leads, length 300 mm/11.81 in. or screw terminals
Mounting on bracket: 2 x Ø 9 mm /0.35 in. Mounting on support tube: 4 x Ø 5.5 mm/0.22 in. or M5
XVM

Tower lights for customer assembly of up to 5 units.
Ø 60 mm/2.36 in.
IP 65 for illuminated units IP 54 for audible units IP 55 for flexible mounting option
Yes Yes Yes Yes
- - Yes -
<input type="checkbox"/> Green <input type="checkbox"/> Red <input type="checkbox"/> Orange <input type="checkbox"/> Blue <input type="checkbox"/> White <input type="checkbox"/> Yellow (only for multi-color unit with above colors)
Spring cage connection terminals
Mounting on support tube and adjustable support tube: 4 x Ø 6 mm/0.24 in. Direct mounting and Flexible wall mounting: 3 x Ø 5 mm/0.196 in.
XVU

Rotating beacons Sound solutions



Illuminated beacons Variable composition tower lights for customer assembly of up to 5 units
Ø 70 mm/2.76 in.
IP 65 (mounted on fixing base XVBZ0●) IP 66 (mounted on base unit)
Yes Yes Yes Yes
Yes "PROTECTED LED" "PROTECTED LED" Yes -
<input type="checkbox"/> Green <input type="checkbox"/> Red <input type="checkbox"/> Orange <input type="checkbox"/> Blue <input type="checkbox"/> Clear <input type="checkbox"/> Yellow
Screw clamp terminals
Mounting on support tube: 4 x Ø 5.5 mm/0.22 in. or M5 Vertical mounting: 3 x Ø 5 mm/0.20 in. or M5 Direct mounting: 2 x Ø 4.5 mm/0.18 in. or M4
XVBL, XVBC

Pre-cabled rotating beacons
Ø 84 mm/3.31 in. to Ø 130 mm/5.12 in.
Ø 84 mm/3.31 in. and Ø 106 mm/4.17 in.: IP 23 (IP 65 with accessory) Ø 120 mm/4.72 in.: IP 23 Ø 130 mm/5.12 in.: IP 66 and IP 67 (depending on voltage)
Yes - - Yes
- "Super Bright" - - Yes
<input type="checkbox"/> Red <input type="checkbox"/> Orange <input type="checkbox"/> Green <input type="checkbox"/> Blue
Flying leads, length 400 mm/15.75 in.(except XVR08: 500 mm/19.68 in.)
Depending on model: - XVR08 (Ø 84 mm/3.31 in.): 3 x Ø 5 mm/0.20 in. - XVR10 (Ø 106 mm/5.12 in.): 3 x Ø 5 mm/0.20 in. - XVR12 (Ø 120 mm/4.72 in.): 3 x Ø 6 mm/0.24 in. - XVR13 (Ø 130 mm/5.12 in.): 3 x Ø 9 mm/0.35 in. - XVR13●●L (Ø 130 mm/5.12 in.): 3 x Ø 7 mm/0.28 in.
XVR

Sirens and electronic alarms
-
IP 53 (sirens) IP 54 (electronic alarms)
- - - Yes
- - - -
-
Screw clamp terminals (except XVS14: flying leads, length 500 mm/19.68 in.)
3 x Ø 6.5 mm/0.25 in.
XVS



Signaling Units

Modular tower lights

Harmony® type XVM Ø 45

Pre-assembled/pre-cabled tower lights and tower lights for customer assembly



XVM Tower lights supplied pre-assembled and pre-cabled, with 1, 2, 3 or 4 illuminated units, each one fitted with a buzzer and a fixing base

Presentation

The modular tower lights in the Harmony® XVM range are available in two forms:

- Pre-assembled and pre-cabled by Schneider Electric.

The tower lights are supplied:

- with 1, 2, 3 or 4 illuminated signaling units,
- with or without buzzer,
- fitted with a fixing base for mounting on a vertical support (only one support possible) or an horizontal support (two types of support available).

Pre-assembled and pre-cabled Ø 45 mm XVM tower lights cannot be modified due to wiring.

- Separate components (in catalog) for customer assembly of variable composition units to meet specific requirements.

Light signaling

5 lens unit colors are available: Red, Orange, Green, Clear and Blue.

These illuminated units incorporate a BA 15d base that can be fitted (by simple 15° rotation) with the choice of light source:

- 1 incandescent bulb,
- 1 "Super Bright" LED, or
- 1 "flash" discharge tube.

These three types of light source enable:

- steady light signaling using an incandescent bulb or an LED (1),
- flashing light signaling using an LED,
- "flash" light signaling using a "flash" discharge tube.

(1) A flashing function can also be obtained from a steady light LED by using a PLC output signal.

Audible signaling

The tower light is supplied with or without an audible (buzzer) unit depending on the configuration required. The buzzer is housed in the base unit of the tower light along with:

- A potentiometer for adjusting the volume of the audible signal, up to a value of 85 dB,
- A selector for selecting the type of signal: continuous or intermittent tone.

Modularity

- XVM tower lights can also be assembled by the customer using separate components, all of which are listed in the catalog:
 - either 5 illuminated units maximum, or
 - a base unit with buzzer and 4 illuminated units.

- The light sources (incandescent bulb, Super Bright LED or "flash" discharge tube) are interchangeable. This enables, for example, the replacement of incandescent bulbs initially fitted in a tower light by LEDs (longer service life) in order to reduce maintenance operations. The current consumption of LEDs is very low and consequently, their usage has a definite effect on the reduction of power consumption.

- The illuminated units easily fit together and the electrical connections are made automatically.

- For customer assembled indicator banks, the connections in the base unit are made to a screw terminal block.

Environment

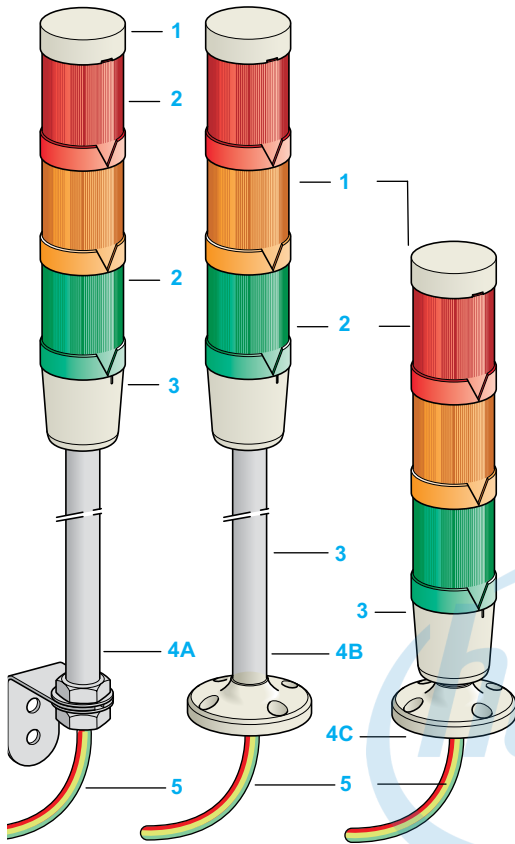
The degree of protection of pre-assembled and customer-assembled XVM tower lights depends on the installation mode and on the selected mounting accessories:

- IP 54 in horizontal position (XVM with plastic fixing base),
- IP 42 in vertical position (XVM with metal bracket),
- IP 40 in other positions (all types of XVM tower lights).

Tower lights conform with EN/IEC 60947-1 and EN/IEC 60947-5-1 standards. They are CCC and CE certified.

Cabling

XVM tower lights supplied pre-assembled are equipped with wires marked with a wiring instructions label. Each signaling unit of the tower light is identified by a different wire color. Electrical connections between each unit are made automatically.



Description

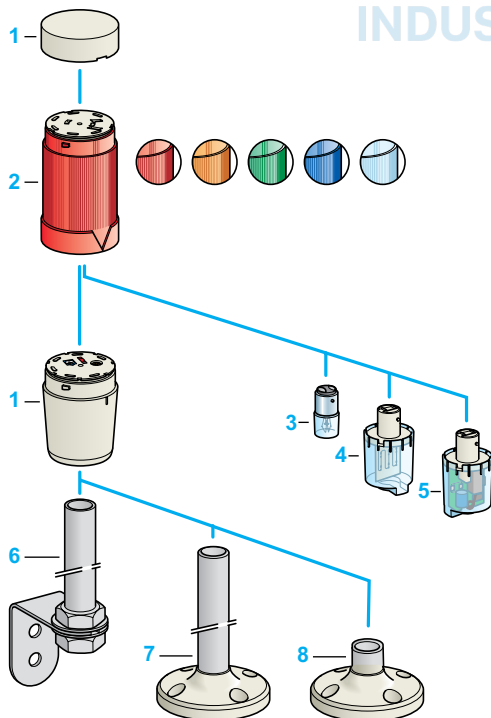
Pre-assembled and pre-cabled tower lights

The pre-assembled XVM indicator banks comprise:

- 1 A cover,
- 2 One, two, three or four colored illuminated units (red, orange, green or blue). Each illuminated unit is fitted with an incandescent bulb, a base mounted Super Bright LED with integrated light diffuser or a "flash" discharge tube, depending on the model selected in catalog,
- 3 A base unit integrating the buzzer (depending on the model),
- 4 A fixing base for mounting on a vertical or horizontal support (depending on the model),
- 5 300 mm flying lead connections, each wire identified.

Three types of fixations are proposed:

- 4A A fixing base, comprising a 250 mm aluminium tube mounted on a bracket, for mounting on a vertical support,
- 4B A fixing base, comprising a 250 mm aluminium tube mounted on a plastic bracket, for mounting on an horizontal support,
- 4C A plastic fixing plate for direct mounting on the base unit.



Customer assembled tower lights

The customised composition of XVM tower lights is obtained by assembling:

- 1 A cover and a base unit, with or without integral buzzer,
- 2 5 illuminated units maximum (1), Red, Orange, Green, Blue or Clear lens (light source not included).

Each illuminated unit can be fitted with either:

- 3 an incandescent bulb,
- 4 a base mounted Super Bright LED with integrated light diffuser, or
- 5 a "flash" discharge tube.

Base mounted LEDs and "flash" discharge tubes can be fitted or removed without using a tool.

The assembly detailed above mounts on either:

- 6 an aluminium support tube (length 100, 250 or 400 mm) mounted on a fixing bracket,
- 7 an aluminium support tube (length 100, 250 or 400 mm) mounted on a plastic fixing plate,
- 8 a plastic fixing plate for direct mounting under the base unit.

(1) Maximum configuration possibilities:

- 5 illuminated units mounted on base unit without buzzer,
- 4 illuminated units mounted on base unit fitted with buzzer.

PF100900



XVM●●RWSB
XVM●●RSWSB

Pre-assembled and pre-cabled tower lights with one illuminated unit							
Description	Light source (included)	Voltage (V)	Signaling color (1)			Reference	Weight kg
			Steady	Flashing	"Flash"		
With fixing base for mounting on horizontal support (plastic fixing plate)							
Protection: IP 54							
Without buzzer	Super Bright LED With integral light diffuser	~ 24	R	-	-	XVMB2RWSB	0.210
		~ 120	R	-	-	XVMG2RWSB	0.210
		~ 230	R	-	-	XVMM2RWSB	0.210
With buzzer integrated in base unit (2)	Super Bright LED With integral light diffuser	~ 24	R	-	-	XVMB2RSWSB	0.210
		~ 120	R	-	-	XVMG2RSWSB	0.210
		~ 230	R	-	-	XVMM2RSWSB	0.210
With fixing base for mounting on horizontal support (250 mm aluminium support tube + plastic fixing plate)							
Protection: IP 54							
Without buzzer"	Super Bright LED With integral light diffuser	~ 24	R	-	-	XVMB2RHSB	0.260
		~ 120	R	-	-	XVMG2RHSB	0.260
		~ 230	R	-	-	XVMM2RHSB	0.260
With buzzer integrated in base unit (2)	Super Bright LED With integral light diffuser	~ 24	R	-	-	XVMB2RSHSB	0.260
		~ 120	R	-	-	XVMG2RSHSB	0.260
		~ 230	R	-	-	XVMM2RSHSB	0.260
With fixing base for mounting on vertical support (250 mm aluminium support tube + metal bracket)							
Protection: IP 42							
Without buzzer	Super Bright LED With integral light diffuser	~ 24	R	-	-	XVMB2RSB	0.360
		~ 120	R	-	-	XVMG2RSB	0.360
		~ 230	R	-	-	XVMM2RSB	0.360
With buzzer integrated in base unit (2)	Super Bright LED With integral light diffuser	~ 24	R	-	-	XVMB2RSSB	0.360
		~ 120	R	-	-	XVMG2RSSB	0.360
		~ 230	R	-	-	XVMM2RSSB	0.360

PF100901



XVM●●RSB
XVM●●RSSB

(1) Signaling color: R: Red.

(2) Continuous or intermittent tone. Sound level at 1 m: 0 dB to 85 dB.

Signaling Units

Modular tower lights

Harmony® type XVM Ø 45

Pre-assembled/pre-cabled tower lights

PF 100902



XVM●●RAWSB
XVM●●RASWSB

PF 100917



XVM●●RA
XVM●●RASB
XVM●●RAS
XVM●●RASSB

Pre-assembled and pre-cabled tower lights with two illuminated units							
Description	Light source (included)	Voltage (V)	Signaling color (1)			Reference (2)	Weight kg
			Steady	Flashing	"Flash"		
With fixing base for mounting on horizontal support (plastic fixing plate)							
Protection: IP 54							
Without buzzer	Super Bright LED With integral light diffuser	~ 24	R-O	-	-	XVMB2RAWSB	0.270
		~ 120	R-O	-	-	XVMG2RAWSB	0.270
		~ 230	R-O	-	-	XVMM2RAWSB	0.270
With buzzer integrated in base unit (3)	Super Bright LED With integral light diffuser	~ 24	R-O	-	-	XVMB2RASWSB	0.270
		~ 120	R-O	-	-	XVMG2RASWSB	0.270
		~ 230	R-O	-	-	XVMM2RASWSB	0.270
With fixing base for mounting on vertical support (250 mm aluminium support tube + metal bracket)							
Protection: IP 42							
Without buzzer	Incandescent bulb, 5 W	~ 24	R-O	-	-	XVMB1RA	0.420
			R-G	-	-	XVMB1RG	0.420
		~ 120	R-O	-	-	XVMG1RA	0.420
			R-G	-	-	XVMG1RG	0.420
		~ 230	R-O	-	-	XVMM1RA	0.420
			R-G	-	-	XVMM1RG	0.420
	Super Bright LED With integral light diffuser	~ 24	R-O	-	-	XVMB2RASB	0.420
			R-G	-	-	XVMB2RGSB	0.420
			G	R	-	XVMB2R5GSB	0.420
			R	O	-	XVMB2RA5SB	0.420
			-	R-O	-	XVMB2R5A5SB	0.420
			~ 120	R-O	-	-	XVMG2RASB
~ 230	R-G	-	-	XVMG2RGSB	0.420		
	G	R	-	XVMG2R5GSB	0.420		
	R	O	-	XVMG2RA5SB	0.420		
	-	R-O	-	XVMG2R5A5SB	0.420		
	R-O	-	-	XVMM2RASB	0.420		
	R-G	-	-	XVMM2RGSB	0.420		
G	~ 24	R	O	-	XVMM2R5GSB	0.420	
		R	O	-	XVMM2RA5SB	0.420	
		-	R-O	-	XVMM2R5A5SB	0.420	
		R-O	-	-	XVMM2RASB	0.420	
		R-G	-	-	XVMM2RGSB	0.420	
		G	R	-	XVMM2R5GSB	0.420	
Super Bright LED With integral light diffuser	~ 24	R-O	-	-	XVMB2RASSB	0.420	
		R-G	-	-	XVMB2RGSSB	0.420	
		G	R	-	XVMB2R5GSSB	0.420	
		R	O	-	XVMB2RA5SSB	0.420	
		-	R-O	-	XVMB2R5A5SSB	0.420	
		~ 120	R-O	-	-	XVMG2RASSB	0.420
~ 230	R-G	-	-	XVMG2RGSSB	0.420		
	G	R	-	XVMG2R5GSSB	0.420		
	R	O	-	XVMG2RA5SSB	0.420		
	-	R-O	-	XVMG2R5A5SSB	0.420		
	R-O	-	-	XVMM2RASSB	0.420		
	R-G	-	-	XVMM2RGSSB	0.420		
G	~ 24	R	O	-	XVMM2R5GSSB	0.420	
		R	O	-	XVMM2RA5SSB	0.420	
		-	R-O	-	XVMM2R5A5SSB	0.420	
		R-O	-	-	XVMM2RASSB	0.420	
		R-G	-	-	XVMM2RGSSB	0.420	
		G	R	-	XVMM2R5GSSB	0.420	
Super Bright LED With integral light diffuser	~ 24	R-O	-	-	XVMB2RASSB	0.420	
		R-G	-	-	XVMB2RGSSB	0.420	
		G	R	-	XVMB2R5GSSB	0.420	
		R	O	-	XVMB2RA5SSB	0.420	
		-	R-O	-	XVMB2R5A5SSB	0.420	
		~ 120	R-O	-	-	XVMG2RASSB	0.420
~ 230	R-G	-	-	XVMG2RGSSB	0.420		
	G	R	-	XVMG2R5GSSB	0.420		
	R	O	-	XVMG2RA5SSB	0.420		
	-	R-O	-	XVMG2R5A5SSB	0.420		
	R-O	-	-	XVMM2RASSB	0.420		
	R-G	-	-	XVMM2RGSSB	0.420		
G	~ 24	R	O	-	XVMM2R5GSSB	0.420	
		R	O	-	XVMM2RA5SSB	0.420	
		-	R-O	-	XVMM2R5A5SSB	0.420	
		R-O	-	-	XVMM2RASSB	0.420	
		R-G	-	-	XVMM2RGSSB	0.420	
		G	R	-	XVMM2R5GSSB	0.420	

(1) Signaling color: R: Red; O: Orange; G: Green.

(2) In the references, the colors are listed in the same order as the mounting of illuminated units (from top to bottom).

(3) Continuous or intermittent tone. Sound level at 1 m: 0 dB to 85 dB.

Signaling Units

Modular tower lights

Harmony® type XVM Ø 45

Pre-assembled/pre-cabled tower lights

PF100903



XVM●●RAHSB
XVM●●RGHSB

Pre-assembled and pre-cabled tower lights with two illuminated units (continued)

Description	Light source (included)	Voltage (V)	Signaling color (1)			Reference (2)	Weight kg
			Steady	Flashing	"Flash"		
With fixing base for mounting on horizontal support (250 mm aluminium support tube + plastic fixing plate)							
Protection: IP 54							
Without buzzer	Super Bright LED With integral light diffuser	≈ 24	R-O	–	–	XVMB2RAHSB	0.320
			R-G	–	–	XVMB2RGHSB	0.320
		~ 120	R-O	–	–	XVMG2RAHSB	0.320
			R-G	–	–	XVMG2RGHSB	0.320
		~ 230	R-O	–	–	XVMM2RAHSB	0.320
			R-G	–	–	XVMM2RGHSB	0.320
With buzzer integrated in base unit (3)	Super Bright LED With integral light diffuser	≈ 24	R-O	–	–	XVMB2RASHSB	0.320
			R-G	–	–	XVMB2RGSHSB	0.320
		~ 120	R-O	–	–	XVMG2RASHSB	0.320
			R-G	–	–	XVMG2RGSHSB	0.320
		~ 230	R-O	–	–	XVMM2RASHSB	0.320
			R-G	–	–	XVMM2RGSHSB	0.320

Pre-assembled and pre-cabled tower lights with three illuminated units

Description	Light source (included)	Voltage (V)	Signaling color (1)			Reference (2)	Weight kg
			Steady	Flashing	"Flash"		
With fixing base for mounting on horizontal support (plastic fixing plate)							
Protection: IP 54							
Without buzzer	Super Bright LED With integral light diffuser	≈ 24	R-O-G	–	–	XVMB2RAGWSB	0.320
		~ 120	R-O-G	–	–	XVMG2RAGWSB	0.320
		~ 230	R-O-G	–	–	XVMM2RAGWSB	0.320
With buzzer integrated in base unit (3)	Super Bright LED With integral light diffuser	≈ 24	R-O-G	–	–	XVMB2RAGWSB	0.320
		~ 120	R-O-G	–	–	XVMG2RAGWSB	0.320
		~ 230	R-O-G	–	–	XVMM2RAGWSB	0.320
With fixing base for mounting on horizontal support (250 mm aluminium support tube + plastic fixing plate)							
Protection: IP 54							
Without buzzer	Super Bright LED With integral light diffuser	≈ 24	R-O-G	–	–	XVMB2RAGHSB	0.380
			R-G	O	–	XVMB2RA5GHSB	0.380
		~ 120	R-O-G	–	–	XVMG2RAGHSB	0.380
			R-G	O	–	XVMG2RA5GHSB	0.380
		~ 230	R-O-G	–	–	XVMM2RAGHSB	0.380
			R-G	O	–	XVMM2RA5GHSB	0.380
With buzzer integrated in base unit (3)	Super Bright LED With integral light diffuser	≈ 24	R-O-G	–	–	XVMB2RAGSHSB	0.380
			R-G	O	–	XVMB2RA5GSHSB	0.380
		~ 120	R-O-G	–	–	XVMG2RAGSHSB	0.380
			R-G	O	–	XVMG2RA5GSHSB	0.380
		~ 230	R-O-G	–	–	XVMM2RAGSHSB	0.380
			R-G	O	–	XVMM2RA5GSHSB	0.380

PF100907



XVM●●RAGWSB
XVM●●RAGWSB



XVM●●RAGHSB
XVM●●RAGSHSB

(1) Signaling color: R: Red; O: Orange; G: Green.

(2) In the references, the colors are listed in the same order as the mounting of illuminated units (from top to bottom).

(3) Continuous or intermittent tone. Sound level at 1 m: 0 dB to 85 dB.

Signaling Units

Modular tower lights

Harmony® type XVM Ø 45

Pre-assembled/pre-cabled tower lights

PF100908



XVM●●RAG
XVM●●RAGSB

PF100908



XVM●●RAGS
XVM●●RAGSSB

Pre-assembled and pre-cabled tower lights with three illuminated units (continued)

Description	Light source (included)	Voltage (V)	Signaling color (1)			Reference (2)	Weight kg
			Steady	Flashing	"Flash"		
With fixing base for mounting on vertical support (250 mm aluminium support tube + metal bracket)							
Protection: IP 42							
Without buzzer	Incandescent bulb, 5 W	≈ 24	R-O-G	-	-	XVMB1RAG	0.480
			O-G	-	R	XVMB1R6AG	0.480
		≈ 120	R-O-G	-	-	XVMG1RAG	0.480
			O-G	-	R	XVMG1R6AG	0.480
		≈ 230	R-O-G	-	-	XVMM1RAG	0.480
			O-G	-	R	XVMM1R6AG	0.480
	Super Bright LED with integral light diffuser	≈ 24	R-O-G	-	-	XVMB2RAGSB	0.480
				O-G	-	R	XVMB2R6AGSB
			R-G	O	-	XVMB2RA5GSB	0.480
				G	R-O	-	XVMB2R5A5GSB
			G	O	R	XVMB2R6A5GSB	0.480
				≈ 120	R-O-G	-	-
O-G		-	R	XVMG2R6AGSB	0.480		
		R-G	O	-	XVMG2RA5GSB	0.480	
G		R-O	-	XVMG2R5A5GSB	0.480		
		O	R	XVMG2R6A5GSB	0.480		
≈ 230		R-O-G	-	-	XVMM2RAGSB	0.480	
			O-G	-	R	XVMM2R6AGSB	0.480
	R-G	O	-	XVMM2RA5GSB	0.480		
		G	R-O	-	XVMM2R5A5GSB	0.480	
	G	O	R	XVMM2R6A5GSB	0.480		
		≈ 24	R-O-G	-	-	XVMB2RAGSSB	0.480
O-G	-	R	XVMB2R6AGSSB	0.480			
	R-G	O	-	XVMB2RA5GSSB	0.480		
G	R-O	-	XVMB2R5A5GSSB	0.480			
	O	R	XVMB2R6A5GSSB	0.480			
≈ 120	R-O-G	-	-	XVMG2RAGSSB	0.480		
		O-G	-	R	XVMG2R6AGSSB	0.480	
	R-G	O	-	XVMG2RA5GSSB	0.480		
		G	R-O	-	XVMG2R5A5GSSB	0.480	
	G	O	R	XVMG2R6A5GSSB	0.480		
		≈ 230	R-O-G	-	-	XVMM2RAGSSB	0.480
O-G	-	R	XVMM2R6AGSSB	0.480			
	R-G	O	-	XVMM2RA5GSSB	0.480		
G	R-O	-	XVMM2R5A5GSSB	0.480			
	O	R	XVMM2R6A5GSSB	0.480			

(1) Signaling color: R: Red; O: Orange; G: Green.

(2) In the references, the colors are listed in the same order as the mounting of illuminated units (from top to bottom).

(3) Continuous or intermittent tone. Sound level at 1 m: 0 dB to 85 dB.

Signaling Units

Modular tower lights

Harmony® type XVM Ø 45

Pre-assembled/pre-cabled tower lights

PF-100909



XVM●●RAGBWSB
XVM●●RAGBSWSB

PF-100910



XVM●●RAGBHSB
XVM●●RAGBSHSB

Pre-assembled and pre-cabled tower lights with four illuminated units

Description	Light source (included)	Voltage (V)	Signaling color (1)			Reference (2)	Weight kg
			Steady	Flashing	"Flash"		
With fixing base for mounting on horizontal support (plastic fixing plate)							
Protection: IP 54							
Without buzzer	Super Bright LED With integral light diffuser	≈ 24	R-O-G-B	-	-	XVMB2RAGBWSB	0.390
		≈ 120	R-O-G-B	-	-	XVMG2RAGBWSB	0.390
		≈ 230	R-O-G-B	-	-	XVMM2RAGBWSB	0.390
With buzzer integrated in base unit (3)	Super Bright LED With integral light diffuser	≈ 24	R-O-G-B	-	-	XVMB2RAGBSWSB	0.390
		≈ 120	R-O-G-B	-	-	XVMG2RAGBSWSB	0.390
		≈ 230	R-O-G-B	-	-	XVMM2RAGBSWSB	0.390
With fixing base for mounting on horizontal support (250 mm aluminium support tube + plastic fixing plate)							
Protection: IP 54							
Without buzzer	Super Bright LED With integral light diffuser	≈ 24	R-O-G-B	-	-	XVMB2RAGBHSB	0.440
		≈ 120	R-O-G-B	-	-	XVMG2RAGBHSB	0.440
		≈ 230	R-O-G-B	-	-	XVMM2RAGBHSB	0.440
With buzzer integrated in base unit (3)	Super Bright LED With integral light diffuser	≈ 24	R-O-G-B	-	-	XVMB2RAGBSHSB	0.440
		≈ 120	R-O-G-B	-	-	XVMG2RAGBSHSB	0.440
		≈ 230	R-O-G-B	-	-	XVMM2RAGBSHSB	0.440
With fixing base for mounting on vertical support (250 mm aluminium support tube + metal bracket)							
Protection: IP 42							
Without buzzer	Incandescent bulb, 5 W	≈ 24	R-O-G-B	-	-	XVMB1RAGB	0.540
		≈ 120	R-O-G-B	-	-	XVMG1RAGB	0.540
		≈ 230	R-O-G-B	-	-	XVMM1RAGB	0.540
	Super Bright LED With integral light diffuser	≈ 24	R-O-G-B	-	-	XVMB2RAGBSB	0.540
		≈ 120	R-O-G-B	-	-	XVMG2RAGBSB	0.540
		≈ 230	R-O-G-B	-	-	XVMM2RAGBSB	0.540
With buzzer integrated in base unit (3)	Incandescent bulb, 5 W	≈ 24	R-O-G-B	-	-	XVMB1RAGBS	0.540
		≈ 120	R-O-G-B	-	-	XVMG1RAGBS	0.540
		≈ 230	R-O-G-B	-	-	XVMM1RAGBS	0.540
	Super Bright LED With integral light diffuser	≈ 24	R-O-G-B	-	-	XVMB2RAGBSSB	0.540
		≈ 120	R-O-G-B	-	-	XVMG2RAGBSSB	0.540
		≈ 230	R-O-G-B	-	-	XVMM2RAGBSSB	0.540

(1) Signaling color: R: Red; O: Orange; G: Green; B: Blue.

(2) In the references, the colors are listed in the same order as the mounting of illuminated units (from top to bottom).

(3) Continuous or intermittent tone. Sound level at 1 m: 0 dB to 85 dB.

Signaling Units

Modular tower lights

Harmony® type XVM Ø 45

Tower lights for customer assembly



XVMC3●



XVMC29●



XVMZ02



XVMZ02T



XVMZ06



DL1ED●S



DL2E●●●SB



DL6B●



XVMZ081

Customer assembled tower lights

Description	Details	Voltage V	Color	Reference	Weight kg
Illuminated units					
Lens units only for BA 15d base fitting bulb	Bulb not included, 5 W max.	Up to ~ 230	Green	XVMC33	0.040
			Red	XVMC34	0.040
			Orange	XVMC35	0.040
			Blue	XVMC36	0.040
			Clear	XVMC37	0.040

Base mounting units					
Base unit and cover					
Base unit and cover	Base unit without buzzer	-	White	XVMC21	0.100
			White	XVMC29B	0.100
			White	XVMC29G	0.100
			White	XVMC29M	0.100
Base unit and cover + fixing base (250 mm support tube + bracket)	Base unit with integral 85 dB buzzer	~ 24 ~ 120 ~ 230	White	XVMC213T	0.300
			White	XVMC29B3T	0.300
			White	XVMC29G3T	0.300
			White	XVMC29M3T	0.300

Fixing bases					
Description	Length mm	Height under base unit mm	Color	Reference	Weight kg
Ø 20 mm aluminium support tube + plastic fixing plate (protection IP 54)	100	106	White	XVMZ02	0.100
	250	256	White	XVMZ03	0.100
	400	406	White	XVMZ04	0.200
Ø 20 mm aluminium support tube + metal bracket (protection IP 42)	100	113	-	XVMZ02T	0.200
	250	263	-	XVMZ03T	0.200
	400	413	-	XVMZ04T	0.300
Plastic fixing plate for mounting on horizontal support (protection IP 54)	-	-	White	XVMZ06	0.300

Light sources for lens units (1)						
Description	Signaling	Sold in lots of	Voltage V	Color	Unit reference	Weight kg
Incandescent bulbs, 5 W	Steady light	10	~ 24	-	DL1EDBS	0.007
			~ 120	-	DL1EDGS	0.007
			~ 230	-	DL1EDMS	0.007
Super Bright LEDs with integral light diffuser	<input type="checkbox"/> Steady light: replace the ● by D in the references shown on the right. <input type="checkbox"/> Flashing light: replace the ● by K in the references shown on the right.	1	~ 24	White	DL2E●B1SB	0.020
				Green	DL2E●B3SB	0.020
				Red	DL2E●B4SB	0.020
				Blue	DL2E●B6SB	0.020
				Orange	DL2E●B8SB	0.020
		1	~ 120	White	DL2E●G1SB	0.020
				Green	DL2E●G3SB	0.020
				Red	DL2E●G4SB	0.020
				Blue	DL2E●G6SB	0.020
				Orange	DL2E●G8SB	0.020
		1	~ 230	White	DL2E●M1SB	0.020
				Green	DL2E●M3SB	0.020
				Red	DL2E●M4SB	0.020
				Blue	DL2E●M6SB	0.020
				Orange	DL2E●M8SB	0.020
"Flash" discharge tubes, 0.8 Joule	"Flash"	1	~ 24	-	DL6BB	0.022
			~ 120	-	DL6BG	0.022
			~ 230	-	DL6BM	0.022

Accessories for pre-assembled/pre-cabled and customer assembled tower lights

Description	Details	Reference	Weight kg
Cover only	White	XVMZ081	-
Mounting tool	For fitting and removal of incandescent bulbs type DL 1	ZBZX13	-

(1) All light sources are push-and-turn (15°) mounting in a BA 15d base within the illuminated units.

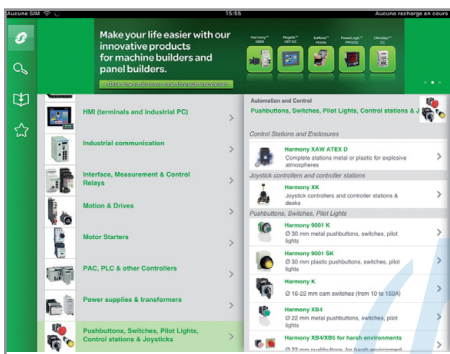
CÔNG TY CỔ PHẦN CÔNG NGHỆ HỢP LONG Search, visualize, and download

Use your tablet or your PC to quickly access detailed and comprehensive information on our products

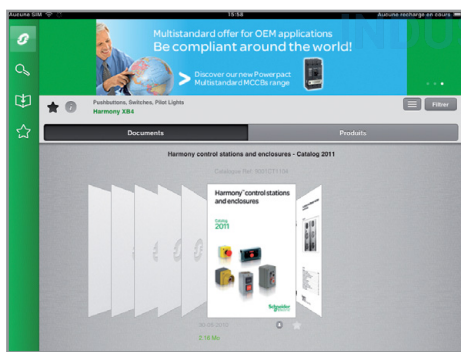


Tablets

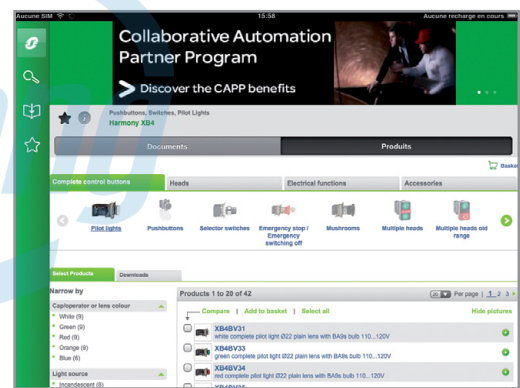

Application name: "Automation Library by Schneider Electric"



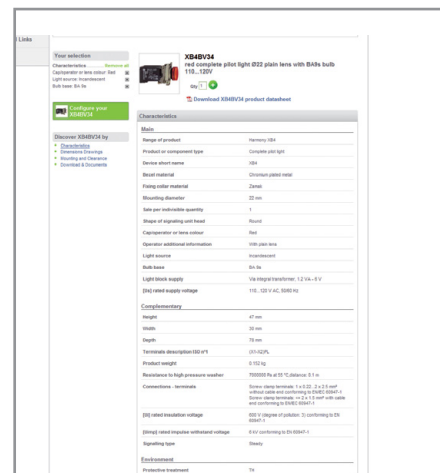
Product ranges
displayed by function



Dynamic catalogs
(hyperlinks, video, ...)



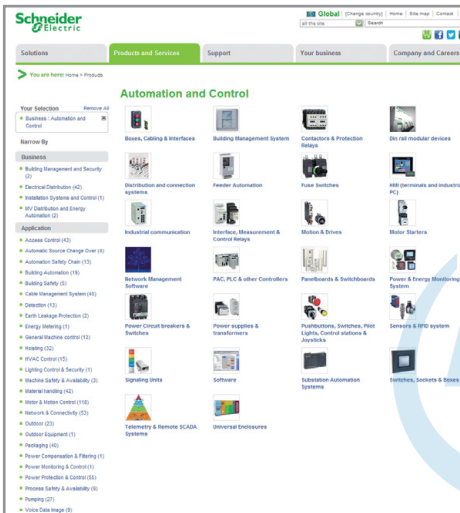
Product selector: dynamic filters to
get easily your part number





Personal computer

Path: www.schneider-electric.com > **Products and Services** > Automation and control > Product offer

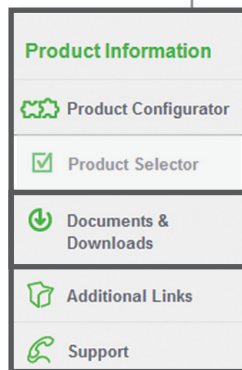



Product ranges displayed by function



Dynamic catalogs (hyperlinks, video, ...)

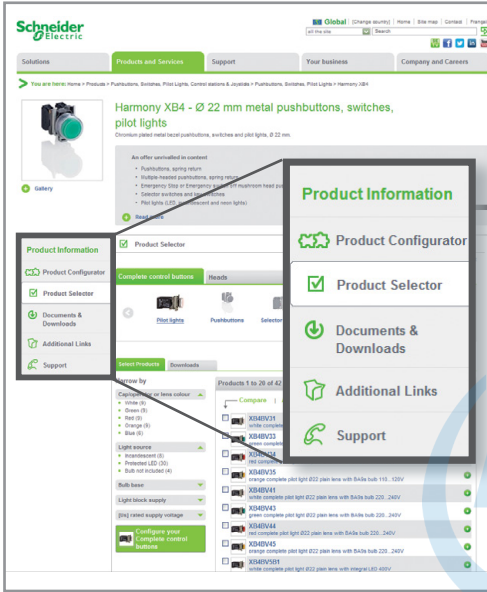
Product selector: dynamic filters to get easily your part number



Access product references with adapted tools

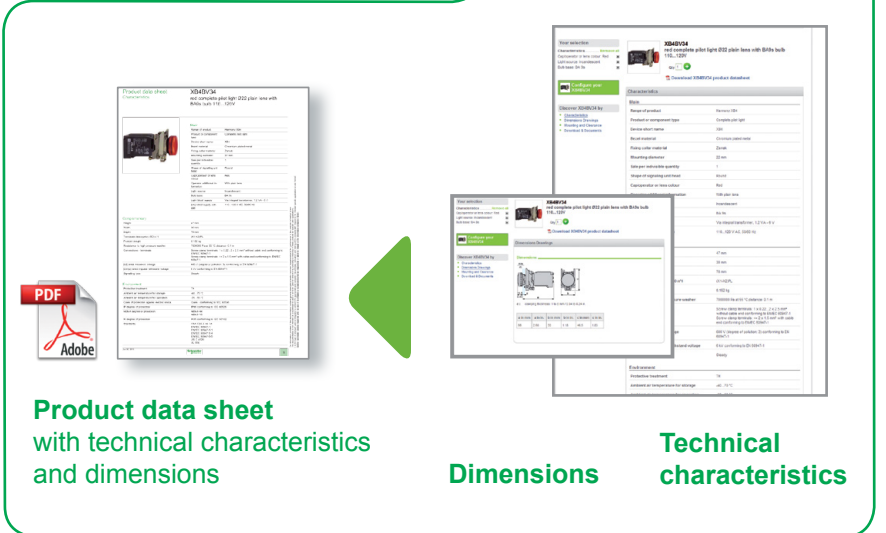


Path: www.schneider-electric.com > **Products and Services** > Automation and control > ... > Product offer



Graphic product configurator
Select the right product with just a few clicks


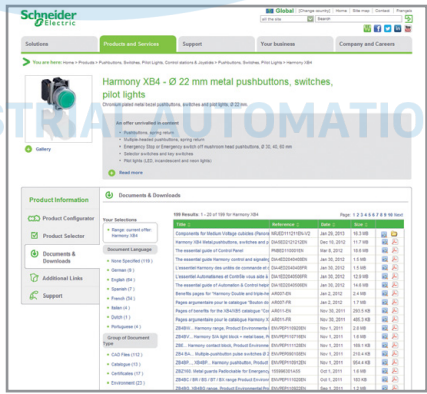
Dynamic product selector
Visualize product characteristics and dimensions




Product data sheet
with technical characteristics
and dimensions

Dimensions
Technical characteristics

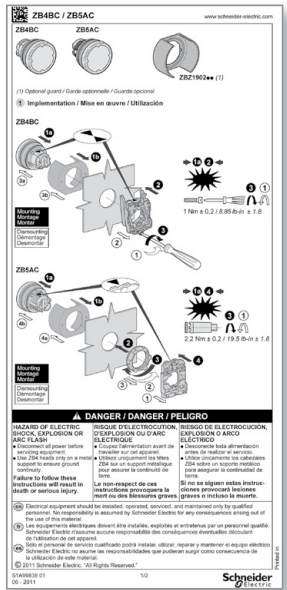
Documents and downloads
 Visualize and download catalogs, technical publications, certificates, etc.



Essential guides



Certificates



Technical publications

Dynamic catalogs

CÔNG TY CỔ PHẦN CÔNG NGHỆ HỢP LONG

Compare, select, and compile



Path: www.schneider-electric.com > **Products and Services** > Automation and control > ... > Harmony XB4*

Compare technical characteristics

Select and store your products into the basket

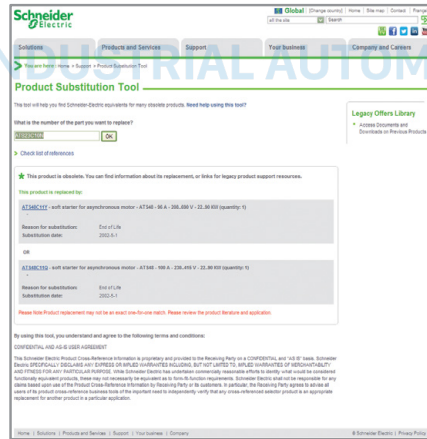
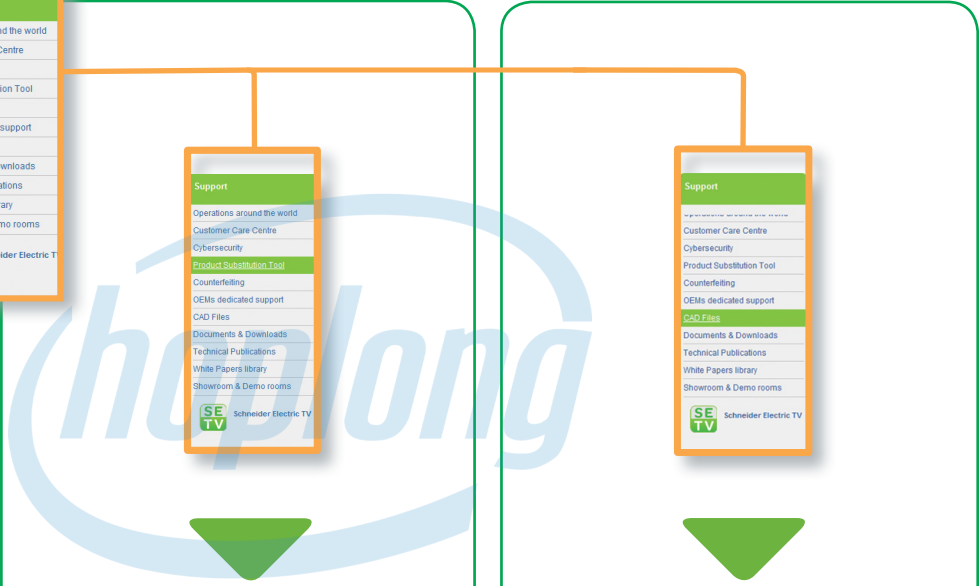
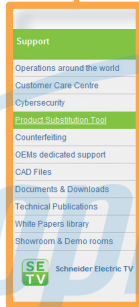
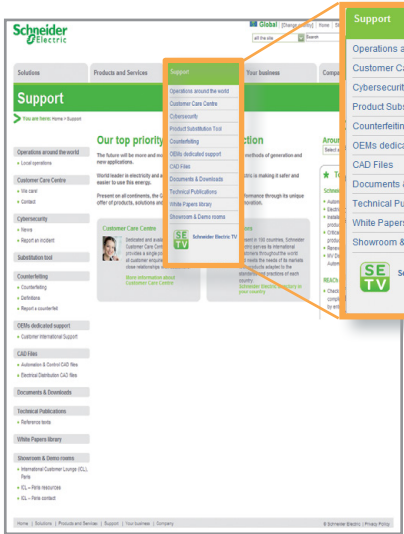
Compile data sheets in a unique document

* Example of research on a product

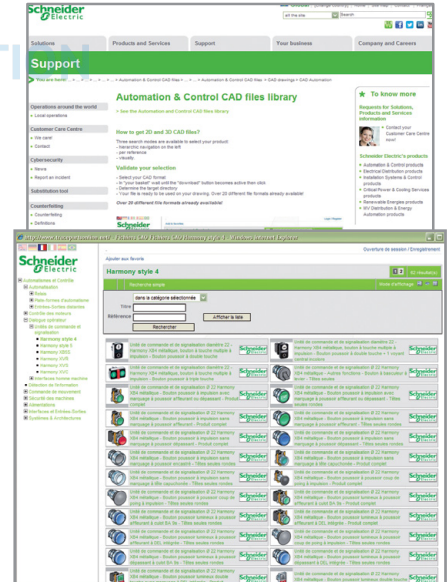
Check the product status, design your equipment



Path: www.schneider-electric.com > **Support** > Product Substitution Tool
 Path: www.schneider-electric.com > **Support** > CAD files



Product status:
 indicate whether the product is still commercialized. Otherwise, the tool suggests a product substitution.



CAD files:
 available in various formats they will be easily integrated into your installation design software.

Please note that references to products and services are just examples.

D					
DL1EDBS	13	XVMB2RASHSB	10	XVMG2RAGWSB	10
DL1EDGS	13	XVMB2RASSB	9	XVMG2RAHSB	10
DL1EDMS	13	XVMB2RASWSB	9	XVMG2RASB	9
DL2E●B1SB	13	XVMB2RAWBSB	9	XVMG2RASHSB	10
DL2E●B3SB	13	XVMB2RGHSB	10	XVMG2RASSB	9
DL2E●B4SB	13	XVMB2RGSB	9	XVMG2RASWSB	9
DL2E●B6SB	13	XVMB2RGSBSB	10	XVMG2RAWBSB	9
DL2E●B8SB	13	XVMB2RGSSB	9	XVMG2RGHSB	10
DL2E●G1SB	13	XVMB2RHSB	8	XVMG2RGSB	9
DL2E●G3SB	13	XVMB2RSB	8	XVMG2RGSBSB	10
DL2E●G4SB	13	XVMB2RSHSB	8	XVMG2RGSSB	9
DL2E●G6SB	13	XVMB2RSSB	8	XVMG2RHSB	8
DL2E●G8SB	13	XVMB2RSWSB	8	XVMG2RSB	8
DL2E●M1SB	13	XVMB2RWSB	8	XVMG2RSHSB	8
DL2E●M3SB	13	XVMC21	13	XVMG2RSSB	8
DL2E●M4SB	13	XVMC29B	13	XVMG2RSWSB	8
DL2E●M6SB	13	XVMC29B3T	13	XVMG2RWSB	8
DL2E●M8SB	13	XVMC29G	13	XVMM1R6AG	11
DL6BB	13	XVMC29G3T	13	XVMM1R6AGS	11
DL6BG	13	XVMC29M	13	XVMM1RA	9
DL6BM	13	XVMC29M3T	13	XVMM1RAG	11
		XVMC33	13	XVMM1RAGB	12
		XVMC34	13	XVMM1RAGBS	12
X		XVMC35	13	XVMM1RAGS	11
XVMB1R6AG	11	XVMC36	13	XVMM1RAS	9
XVMB1R6AGS	11	XVMC37	13	XVMM1RG	9
XVMB1RA	9	XVMC213T	13	XVMM1RGS	9
XVMB1RAG	11	XVMG1R6AG	11	XVMM2R5A5GSB	11
XVMB1RAGB	12	XVMG1R6AGS	11	XVMM2R5A5GSSB	11
XVMB1RAGBS	12	XVMG1RA	9	XVMM2R5A5SB	9
XVMB1RAGS	11	XVMG1RAG	11	XVMM2R5A5SSB	9
XVMB1RAS	9	XVMG1RAGB	12	XVMM2R5GSB	9
XVMB1RG	9	XVMG1RAGBS	12	XVMM2R5GSSB	9
XVMB1RGS	9	XVMG1RAGS	11	XVMM2R6A5GSB	11
XVMB2R5A5GSB	11	XVMG1RAS	9	XVMM2R6A5GSSB	11
XVMB2R5A5GSSB	11	XVMG1RG	9	XVMM2R6AGSB	11
XVMB2R5A5SB	9	XVMG1RGS	9	XVMM2R6AGSSB	11
XVMB2R5A5SSB	9	XVMG2R5A5GSB	11	XVMM2RA5GHSB	10
XVMB2R5GSB	9	XVMG2R5A5GSSB	11	XVMM2RA5GSB	11
XVMB2R5GSSB	9	XVMG2R5A5SB	9	XVMM2RA5GSHSB	10
XVMB2R6A5GSB	11	XVMG2R5A5SSB	9	XVMM2RA5GSSB	11
XVMB2R6A5GSSB	11	XVMG2R5GSB	9	XVMM2RA5SB	9
XVMB2R6AGSB	11	XVMG2R5GSSB	9	XVMM2RA5SSB	9
XVMB2R6AGSSB	11	XVMG2R6A5GSB	11	XVMM2RAGBSB	12
XVMB2RA5GHSB	10	XVMG2R6A5GSSB	11	XVMM2RAGBSB	12
XVMB2RA5GSB	11	XVMG2R6AGSB	11	XVMM2RAGBSHSB	12
XVMB2RA5GSHSB	10	XVMG2R6AGSSB	11	XVMM2RAGBSSB	12
XVMB2RA5GSSB	11	XVMG2RA5GHSB	10	XVMM2RAGBSWSB	12
XVMB2RA5SB	9	XVMG2RA5GSB	11	XVMM2RAGBWSB	12
XVMB2RA5SSB	9	XVMG2RA5GSHSB	10	XVMM2RAGHSB	10
XVMB2RAGBSB	12	XVMG2RA5GSSB	11	XVMM2RAGSB	11
XVMB2RAGBSHSB	12	XVMG2RA5SB	9	XVMM2RAGSHSB	10
XVMB2RAGBSB	12	XVMG2RA5SSB	9	XVMM2RAGSSB	11
XVMB2RAGBSHSB	12	XVMG2RAGBSB	12	XVMM2RAGSSB	11
XVMB2RAGBSB	12	XVMG2RAGBSHSB	12	XVMM2RAGSWSB	10
XVMB2RAGBSWSB	12	XVMG2RAGBSB	12	XVMM2RAGWSB	10
XVMB2RAGBWSB	12	XVMG2RAGBSHSB	12	XVMM2RAHSB	10
XVMB2RAGHSB	10	XVMG2RAGBSSB	12	XVMM2RASB	9
XVMB2RAGSB	11	XVMG2RAGBSWSB	12	XVMM2RASHSB	10
XVMB2RAGSHSB	10	XVMG2RAGBWSB	12	XVMM2RASSB	9
XVMB2RAGSSB	11	XVMG2RAGHSB	10	XVMM2RASWSB	9
XVMB2RAGSWSB	10	XVMG2RAGSB	11	XVMM2RAWBSB	9
XVMB2RAGWSB	10	XVMG2RAGSHSB	10	XVMM2RGHSB	10
XVMB2RAHSB	10	XVMG2RAGSSB	11	XVMM2RGSB	9
XVMB2RASB	9	XVMG2RAGSWSB	10	XVMM2RGSBSB	10
				Z	
				ZBZX13	13

CÔNG TY CỔ PHẦN CÔNG NGHỆ HỢP LONG



INDUSTRIAL AUTOMATION

Hotline: 1900.6536 - Website: HOPLONGTECH.COM



INDUSTRIAL AUTOMATION

Schneider Electric Industries SAS

www.schneider-electric.com

Head Office
35, rue Joseph Monier
F-92500 Rueil-Malmaison
France

The information provided in this documentation contains general descriptions and/or technical characteristics of the performance of the products contained herein. This documentation is not intended as a substitute for and is not to be used for determining suitability or reliability of these products for specific user applications. It is the duty of any such user or integrator to perform the appropriate and complete risk analysis, evaluation and testing of the products with respect to the relevant specific application or use thereof. Neither Schneider Electric nor any of its affiliates or subsidiaries shall be responsible or liable for misuse of the information contained herein.

Design: Schneider Electric
Photos: Schneider Electric
Printed by: