

Control and signaling units Ø 22

Harmony[®] XB4 metal

Catalog

January 2018



Quick access to Product information

Select your Catalogue, your Training

Digi-Cat

The complete digital catalogue for industrial automation



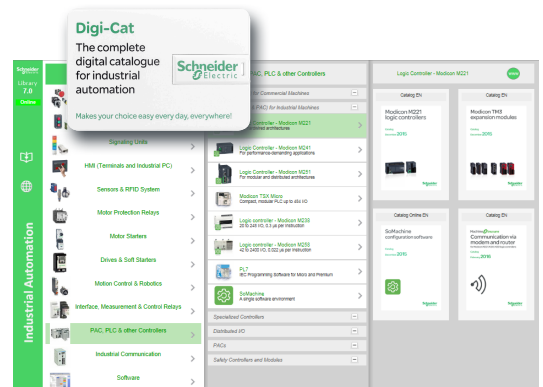
Makes your choice easy every day, everywhere!



With just 3 clicks, you can reach the 7,000 pages of the Industrial Automation & Control catalogue, in both English and French.

- Digi-Cat is available on a USB key (for PC). To get your Digi-Cat, please contact your local center
- Download Digi-Cat from this address:

<http://digi-cat.schneider-electric.com/download.html>

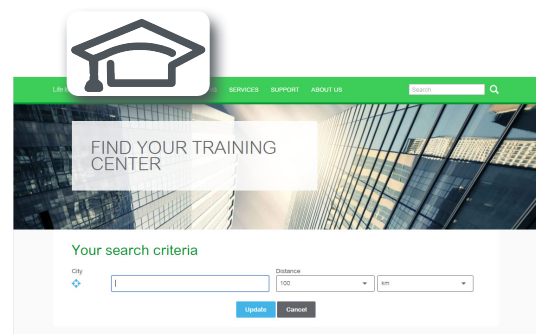
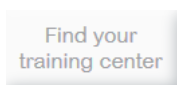


Find your training

- Find the right training for your needs
- Locate the training center with the selector tool, using this address:

<http://www.schneider-electric.com/b2b/en/services/training/technical-training.jsp>

then click on



Life Is On



General contents

Harmony® XB4 metal

Selection guide *page 2*

■ Presentation

- Presentation *page 4*
- Installation, mounting, and environment *page 5*
- Application *page 6*

■ Description












- Complete units *page 8*
- Sub-assemblies *page 10*

■ Installation


- Contact mounting - Contact sequence *page 14*

■ References

- Spring return pushbuttons, unmarked *page 16*
- Spring return pushbuttons, with marking *page 19*
- Illuminated pushbuttons, spring return
 - With integral LED *page 20*
 - With BA 9s base fitting *page 23*
- Multiple-headed pushbuttons, spring return *page 24*
- Mushroom head pushbuttons, spring return and latching *page 26*
- Emergency stop and Emergency switching off functions *page 28*
- Illuminated Emergency switching off function *page 29*
- Large head pushbuttons with integrated bellows *page 30*
- Pushbuttons, push-push *page 32*
- Illuminated pushbuttons, push-push, with integral LED *page 33*
- Selector switches
 - With standard handle *page 34*
 - With long handle: normal and padlockable *page 35*
 - Key switches *page 36*
 - With knurled knob, Toggle switches *page 37*
 - Illuminated, with standard handle and integral LED *page 38*
- Pilot lights
 - With integral LED *page 40*
 - With BA 9s base fitting *page 42*
 - Push-to-test pilot light *page 43*
- Specific functions
 - Manual overload reset pushbuttons, Potentiometers *page 44*
 - Timers, hour counters, annunciators, USB/RJ45 ports, and fuse carrier *page 45*
 - Joystick controllers with screw clamp terminal connections *page 46*
 - Wobblesticks *page 47*
- Contact and illuminated functions (blocks & bodies)
 - With screw clamp terminal connections *page 48*
 - With spring clamp terminal connections *page 50*
 - For printed circuit board *page 51*
 - With Faston connectors, plug-in connectors *page 52*
- Body/contact assemblies and light blocks
 - With integral LED *page 54*
 - With BA 9s base fitting *page 58*
- Accessories
 - For heads - caps, boots, lens caps *page 61*
 - Legends and legend holders *page 62*
 - For pushbuttons *page 71*
 - Accessories for illuminated pushbuttons: bulbs *page 74*
 - Accessories for pushbuttons: key *page 75*
- **Product reference index** *page 76*

Type of products	Pilot lights	Pushbuttons, selector switches and pilot lights			Biometric switches
					
					
					
					
Description of range	<ul style="list-style-type: none"> LED pilot lights 	<ul style="list-style-type: none"> Pushbuttons Multiple-headed pushbuttons Emergency Stop pushbuttons Selector switches and key switches Illuminated pushbuttons Pilot lights Flush mounted Pushbuttons, Selector switches, and Pilot lights (1) 			<ul style="list-style-type: none"> Fingerprint readers 24V ~ Stand-alone biometric switches Stand-alone USB biometric switches USB biometric switches dedicated to Schneider HMI (2)
Features	Products	Monolithic, compact, low consumption			Monolithic
	Bezel	Double insulated	Double insulated (4)	Metal, chromium plated or black	Double insulated, dark grey
	Shape of head	Circular	Circular, square or rectangular	Circular	Circular or square
Drilling or cut-out for fixing		Ø 8 mm and Ø 12 mm/0.315 in. and 0.472 in.	Ø 16 mm/0.630 in.	Ø 22 mm/0.866 in.	Ø 22 mm/0.866 in.
				Ø 30 mm/1.181 in. (for flush mounted control & signaling units)	
Degree of protection	Conforming to IEC 60529	IP 40 IP 65 with seal	IP 65	IP 66, IP 67, IP 69, and IP 69K	IP 65 (control button)
	Conforming to UL 508 and CSA C22-2 No. 14	–	Enclosure type 4, 4X and 13		Enclosure type 12
Cabling		Tags for 2.8 x 0.5 mm/0.110 x 0.020 in. connectors or threaded connector	Faston connectors Solder pins for printed circuit boards (4) Fast connector socket (5)	Screw clamp terminal connections Screw clamp terminal connections Faston connectors Connector with adapter for printed circuit board	Cable or connectors
Mounting	Panel thickness	1...8 mm/0.039...0.315 in.	1...6 mm/0.039...0.236 in.		
Type references		XVLA	XB6, XB6E	XB4	XB5
					XB5S

(1) Flush mounted control & signaling units are available only for Harmony XB5 range.
 (2) Compatible with Magelis iPC, STU, OT, GXO, GT (except GT1000 series), GK, GH, and GTO models.
 (3) Wireless and batteryless pushbutton and receiver ready-paired at the factory.

Wireless and batteryless pushbuttons	Pushbuttons, selector switches and pilot lights	Joystick controllers	Pushbuttons, selector switches and pilot lights	Cam switches	
					
					
					
					
Description of range	<ul style="list-style-type: none"> Wireless and batteryless pushbuttons and rope pull switch Configurable receivers Access point Relay-antenna Mobile handy box or plastic boxes for wall mounting 	<ul style="list-style-type: none"> Pushbuttons Emergency Stop and Emergency switching off pushbuttons Selector switches and key switches Illuminated pushbuttons Pilot lights 	<ul style="list-style-type: none"> 2 or 4 direction Stay put or spring return 	<ul style="list-style-type: none"> Pushbuttons Emergency Stop buttons Selector switches and key switches Illuminated pushbuttons Pilot lights 	<ul style="list-style-type: none"> Switches Stepping switches Reversing and changeover switches Ammeter switches Voltmeter switches Reversing switches Star-delta and reversing star-delta switches Pole change switches
Features	Products	Ready-to-use packs (3) and "components" range	Monolithic	Complete units or sub-assemblies (body + head with lever)	Complete units or sub-assemblies (body + head)
	Bezel	Metal, chromium plated or double insulated, black	Double insulated, dark grey (or white for pilot lights)	Metal, chromium plated	Double insulated, black
	Shape of head	Transmitter with circular head	Circular	Circular	Hexagonal
Drilling or cut-out for fixing		Ø 22 mm/0.866 in.			Ø 30 mm/1.181 in.
					Ø 16 or Ø 22 mm/0.630 or 0.866 in.: series K10 Ø 22 mm/0.866 in. and multifixing: series K1/K2 4 holes, 48 or 68 centres: series K30...K150
Degree of protection	Conforming to IEC 60529	IP 65	IP 65 (control buttons and pilot lights) IP 54 (Emergency switching off pushbuttons)	IP 65	IP 66
	Conforming to UL 508 and CSA C22-2 No. 14	–	Enclosure type 3 (pushbuttons and Emergency stop) and 4 (pilot lights)	Enclosure type 4, 4X and 13	Enclosure type 4 and 13 (9001K) Enclosure type 4, 4X, 13 (9001SK)
Cabling		Wireless (transmitter) Through cable (receiver)	Screw and captive clamp terminal connections Faston clip connections (pilot lights)	Screw and captive clamp terminal connections	
Mounting	Panel thickness	1...6 mm/0.039...0.236 in.			0.5...6 mm/0.020...0.236 in. (depending on model)
Type references		XB5R, XB4R	XB7	XD4PA	XD2GA
				XD5PA	9001K, 9001SK
					K10, K1, K2, K30, K50, K63, K115, K150

(4) For Harmony XB6 only.
 (5) For Harmony XB6E only.

Presentation

The Harmony® XB4 metal range of modular control and signaling units combines simplicity of installation, flexibility, and robustness. It meets the requirements of the majority of industrial applications. These units are either complete products or separate components for customer assembly.

This range includes:

- Pushbuttons, selector/key switches, Emergency stop functions, and multiple-headed pushbuttons designed for parameter settings, adjustments, and start/stop control of machines and installations
- Pilot lights, illuminated pushbuttons, illuminated selector switches, and illuminated Emergency stop functions designed for visual signaling
- Various accessories including:
 - Flush mounting kits:
 - redesigned, improving the look of the control panel
 - quick and easy installation in a 30.5 mm/1.20 in. hole making it compatible with 22 mm/0.87 in. devices
 - a cost-effective solution, as the control devices and the operating modes of the machine do not change
 - Other accessories: protective covers, legends and legend holders, pushbutton caps, boots, bulbs, etc.

The pushbutton and switch control offer (illuminated and non-illuminated) is both broad and comprehensive:

- Pushbuttons, spring return with flush push, projecting push, recessed push, booted flush push, or mushroom head
- Emergency stop pushbuttons with 3 types of head: push-pull, turn to release, and key release
- Pilot lights and illuminated pushbuttons with integral LED and BA 9s base fitting bulbs
- Selector switches with different types of operator: standard handle, long handle, knurled knob, or key
- Choice of heads: square, circular, rectangular, double-head/triple-head rectangular, or toggle
- Colors of push: white, black, green, orange, blue, red, or yellow
- Connection type: screw clamp connector, faston connector, spring terminal, or for printed circuit board
- Contact blocks for general purpose or specific applications (low current, standard or high power switching)
- Choice of heads to meet the majority of industrial needs: from the most basic pushbuttons and pilot lights, to functions meeting modern machine requirements, such as USB & RJ45 ports
- Wide choice of accessories and spare parts
- Other specific functions: complete potentiometer, hour counters, annunciator, or joystick controllers

Innovative complementary offers are also available:

- Control and signaling units for severe applications
- Wireless and batteryless pushbuttons
- Biometric switches

Installation

Harmony XB4 products are both simple and quick to install:

- Mounting by single installer (self-maintaining of the head in its cut-out)
- Clip-together component system (head, body, contact blocks, and LED)
- Attached using a single locking screw
- Anti-loosening system for screw clamp terminals on contact blocks

Mounting

An ingenious locking system consists of a snap-fit assembly method for the pushbutton head and body, tightened with a single screw, providing an easy yet secure mounting.

Environment

The performance of the Harmony XB4 range meets the most demanding international standards and approvals:

- Certified and approved for meeting requirements throughout all continents: EN/IEC, CE marking, UL, CSA, CCC, EAC, JIS, NEMA, and marine approvals
- Protection against ingress of solid objects, dust, and water: IP 66, 67, 69, 69K, type 4X
- Operating temperature range from $-40\text{ }^{\circ}\text{C}$ to $+70\text{ }^{\circ}\text{C}$ / $-40\text{ }^{\circ}\text{F}$ to $+158\text{ }^{\circ}\text{F}$ for outdoor applications
- Shock protection level up to IK06
- High vibration resistance with shakeproof connection screws (periodic retightening unnecessary)

Application

The wide choice of products in this range makes it suitable for the following applications:

■ Industry:

- Machines and control panels in packaging, material handling, material working, and pumping
- Extreme environments: food & beverage, automotive, mining, water treatment, etc.

■ Building and infrastructure:

- Energy distribution panels, public works, restaurants, commercial buildings, and airports

For more technical information, please refer to the Harmony XB4 products page on the Schneider Electric website.

Control and signaling units Ø 22

Harmony XB4, metal

Pushbuttons, switches, and pilot lights

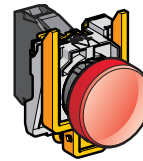
Description

The Ø 22 mm range of metal control and signaling units comprises:

Complete units XB4B, with chromium plated metal bezel

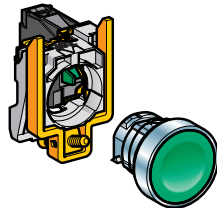


Pushbuttons and switches

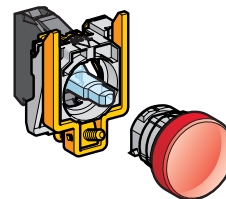


Pilot lights

Sub-assemblies ZB4B, with chromium plated or black metal bezel

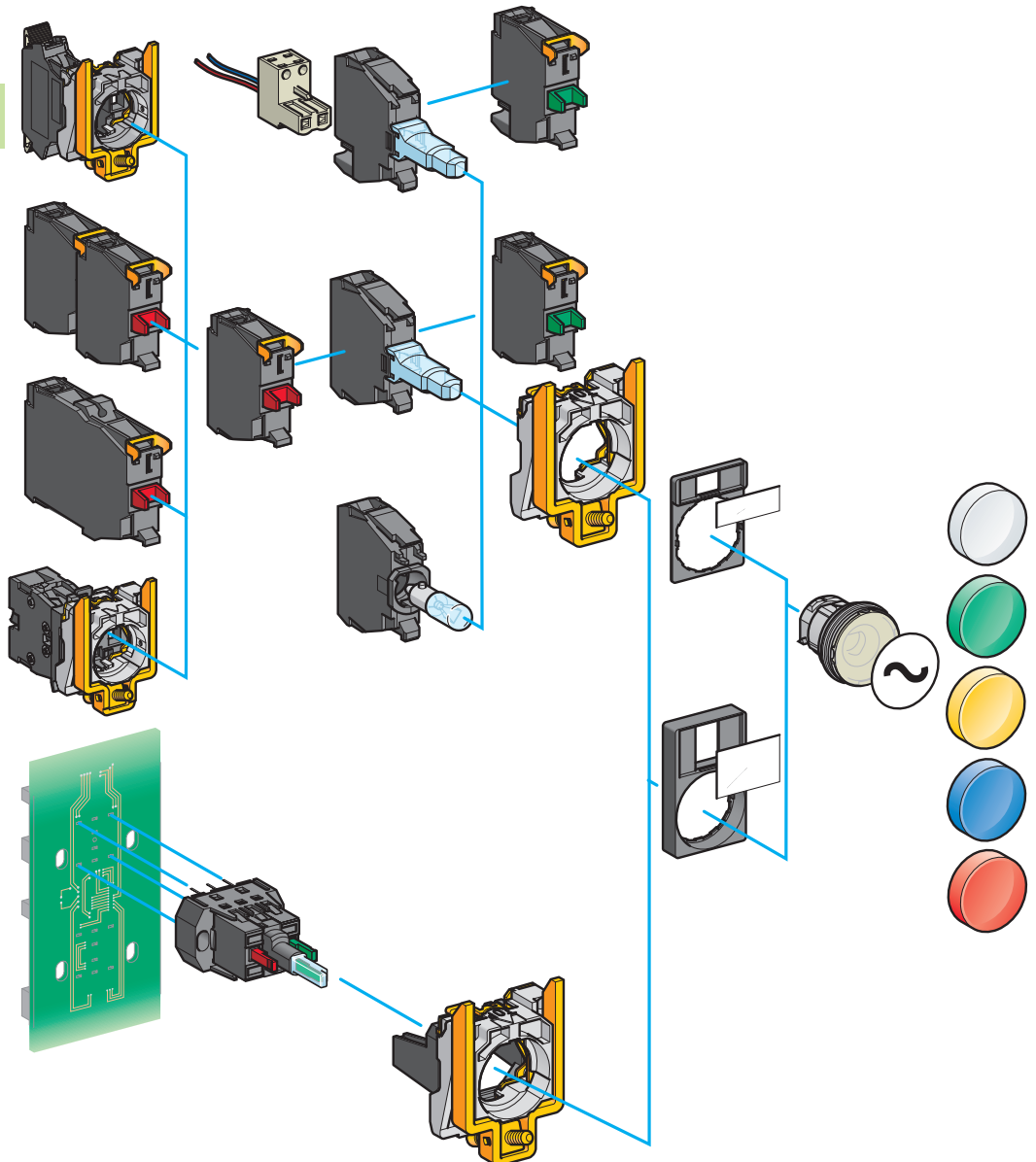


Pushbuttons and switches: body + head sub-assemblies



Pilot lights: body + head sub-assemblies

Component parts and accessories, ZB



Control and signaling units Ø 22

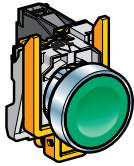
Harmony XB4, metal

Pushbuttons, switches, and pilot lights

Complete units, XB4B

Complete units

Contact functions

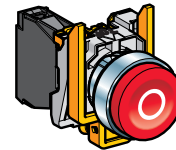


Pushbuttons, spring return, with chromium plated metal bezel

Flush push, unmarked
XB4BA●1/BA42
see page 16



Flush push, with marking
XB4BA3311
see page 18

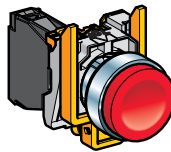


Projecting push, with marking
XB4BL4325
see page 18

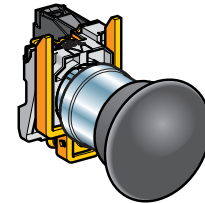


Pushbuttons, spring return, with chromium plated metal bezel

Booted flush push
XB4BP●1/BP42
see page 17

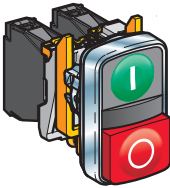


Projecting push, unmarked
XB4BL42
see page 16



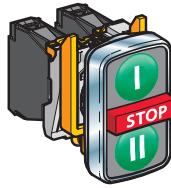
Ø 40 mm/
1.57 in.

Mushroom head
XB4BC21
see page 26

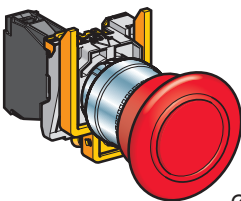


Multiple-headed pushbuttons, spring return, with chromium plated metal bezel

Double-headed
XB4BL73415
see page 24



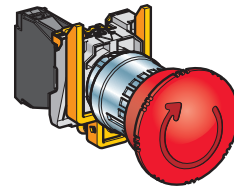
Triple-headed
XB4BA7/XB4BA711237
see page 25



Ø 40 mm/
1.57 in.

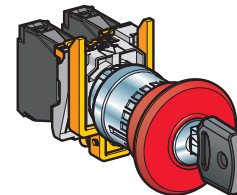
Emergency stop or Emergency switching off mushroom head pushbuttons, Ø 40 mm/1.57 in., with chromium plated metal bezel

Emergency stop trigger action and mechanical latching
Push-pull (EN/ISO 13850)
XB4BT845
see page 28



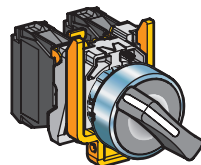
Ø 40 mm/
1.57 in.

Turn to release (EN/ISO 13850)
XB4BS844●
see page 28



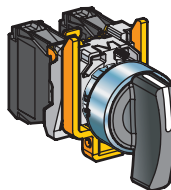
Ø 40 mm/
1.57 in.

Key release (EN/ISO 13850)
XB4BS9445
see page 28

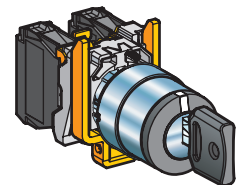


Selector switches and key switches, with chromium plated metal bezel

Standard handle, black
XB4BD●●
see page 34



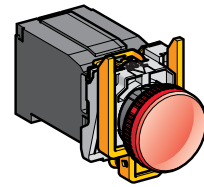
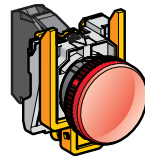
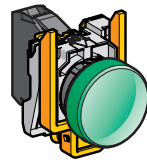
Long handle, black
XB4BJ●●
see page 35



Key switch
XB4BG●●
see page 36

Complete units

Signaling functions



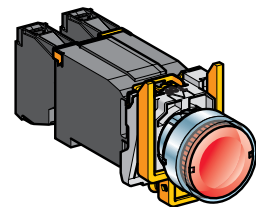
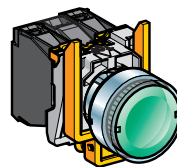
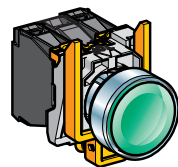
Pilot lights

Integral LED
XB4BVB●/BVG●/BVM●
see page 40

For bulb with BA 9s base fitting
Direct supply
XB4BV6●
see page 41

Via integral transformer with secondary
XB4BV3●/BV4●
see page 41

Combined functions (contact and signaling)

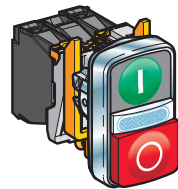


Illuminated pushbuttons, spring return, flush push, chromium plated metal bezel

Integral LED
XB4BW3●B5/BW3●G5/BW3●M5
see page 19

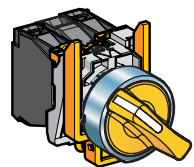
For bulb with BA 9s base fitting
Direct supply
XB4BW3●65
see page 21

Via integral transformer
XB4BW3●35/BW3●45
see page 21



Double-headed pushbuttons + pilot light block, spring return, chromium plated metal bezel

Integral LED
XB4BW73731●5
see page 24



Illuminated selector switches with standard handle, chromium plated metal bezel

Integral LED
XB4BK12●●5, XB4BK13●●5
see page 38

Control and signaling units Ø 22

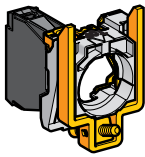
Harmony XB4, metal

Pushbuttons, switches, and pilot lights

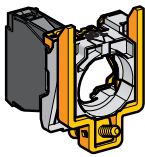
Sub-assemblies, ZB4B

Non illuminated units for user assembly

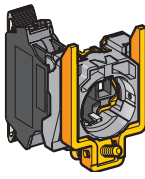
For pushbuttons, spring return, unmarked



Screw clamp terminals
ZB4BZ10/BZ141
see page 48



Faston
ZB4BZ10/3
see page 52



Spring clamp terminals
ZBE10/5
ZB4BZ10/5
see page 50

For pushbuttons, spring return, with marking

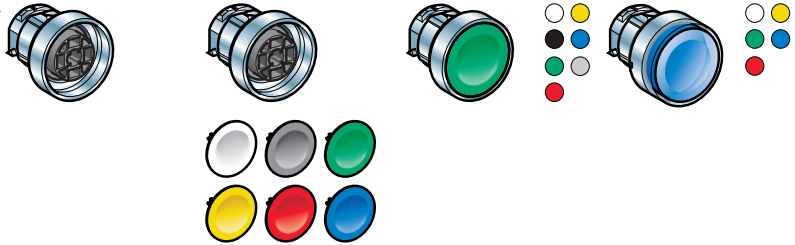
For multiple-headed pushbuttons, spring return

For "push-push to release" pushbuttons

Contact functions

Body sub-assemblies

Head sub-assemblies, chromium plated or black metal bezel

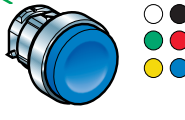


Flush push without cap
ZB4BA0
see page 16

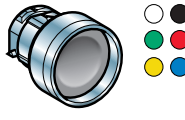
Flush push with set of 6 caps
ZB4BA9
see page 16

Flush push
ZB4BA●
see page 16

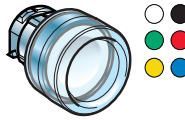
Flush push for insertion of legend
ZB4BA●8
see page 16



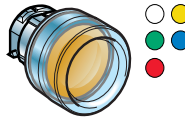
Projecting push
ZB4BL●
see page 16



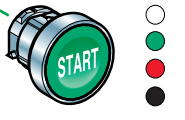
Recessed push
ZB4BA●6
see page 17



Booted flush/projecting push
ZB4BP●/BP●S
see page 17



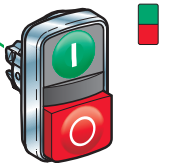
Booted flush push for insertion of legend
ZB4BP●8
see page 17



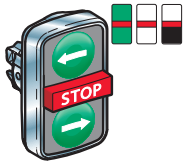
Flush push
ZB4BA●3●/BA●4●
ZB4BA334/335
see page 18



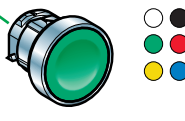
Projecting push
ZB4BL●3●
see page 18



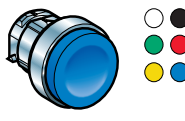
Double-headed pushbuttons
ZB4BA7●●●
ZB4BA79
ZB4BL734●
see page 24



Triple-headed pushbuttons
ZB4BA7313●
ZB4BA711●●
ZB4BA72124
ZB4BA791
see page 25



Flush push
ZB4BH0●
see page 32

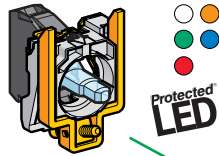


Projecting push
ZB4BH●
see page 32

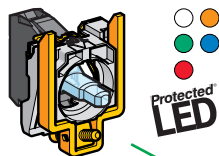
Pilot lights for user assembly

Signaling functions

Body sub-assemblies with integral LED



Connection: screw clamp terminals
ZB4BVJ●/BVB●/BVG●/ BVM●
 see page 56

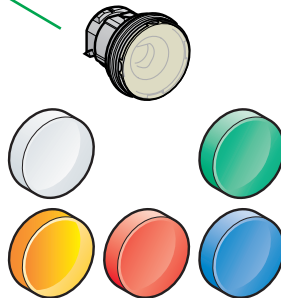


Connection: plug-in connector
ZB4VB●4/BVG●4/ BVM●4
 please contact our Customer Care Centre

Head sub-assemblies



With lens fitted
ZB4BV0●3
 see page 40

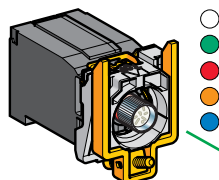


With 5 separate lenses, not fitted
ZB4BV003
 see page 40

Body sub-assemblies for BA 9s bulb



Direct supply
 Connection: screw clamp terminals
ZB4BV6
 see page 59



Via integral transformer
 Connection: screw clamp terminals
ZB4BV●D●
 see page 59

Head sub-assemblies



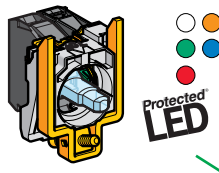
With lens fitted
ZB4BV0●, ZB4BV0●S
 see page 41

Illuminated pushbuttons for user assembly

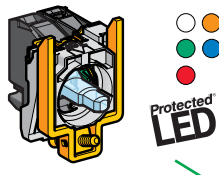
For illuminated pushbuttons, spring return

Combined functions (contact and signaling)

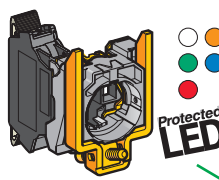
Body sub-assemblies with integral LED



Screw clamp terminals
ZB4BW0B●●/BW0G●●/BW0M●●
see page 54

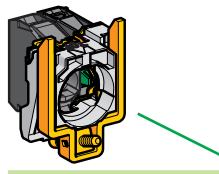


Plug-in connector
ZB4BW0B●●4
please contact our Customer Care Centre



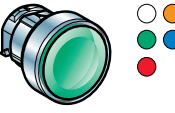
Spring clamp terminals
ZBV●●●
see page 50

Body sub-assemblies for BA 9s bulb

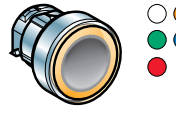


Direct supply or via integral transformer
Screw clamp terminals
ZB4BW0●●●
see page 58

Head sub-assemblies, chromium plated or black metal bezel



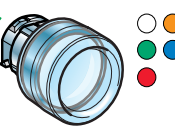
Flush push
ZB4BW3●3
see page 20



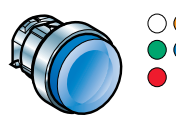
Flush push with illuminated ring
ZB4BW9●3
see page 20



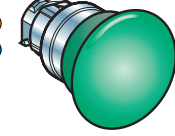
Flush push for insertion of legend
ZB4BA●8
see page 20



Booted flush push
ZB4BW5●3
see page 20



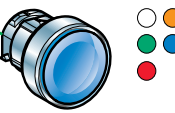
Projecting push
ZB4BW1●3, ZB4BW1●3S
see page 20



Mushroom head, spring return
ZB4BW4●3
see page 26



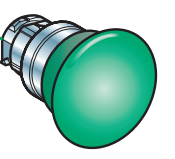
Double-headed (flush/flush push) + central pilot light
Double-headed (flush/projecting push) + central pilot light
ZB4BW7A17●● / ZB4BW7A374● / ZB4BW7A9, see page 24
ZB4BW7L374●, see page 24



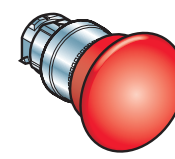
Flush or projecting "push-push to release"
ZB4BH0●3/BH●3
see page 33



Selector switches with standard handle
ZB4BK1●●3
see page 39

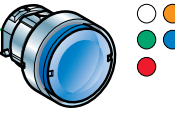


Mushroom head, latching
ZB4BW6●3
see page 27



Emergency switching off, mechanical latching, push-pull
ZB4BW643
see page 28

Head sub-assemblies, chromium plated or black metal bezel



Flush push
ZB4BW3●, ZB4BW3●S
see page 21



Projecting push
ZB4BW1●, ZB4BW1●S
see page 21

For illuminated double-headed pushbuttons, spring return

For illuminated "push-push to release" pushbuttons and illuminated selector switches with standard handle

For illuminated mushroom head pushbuttons

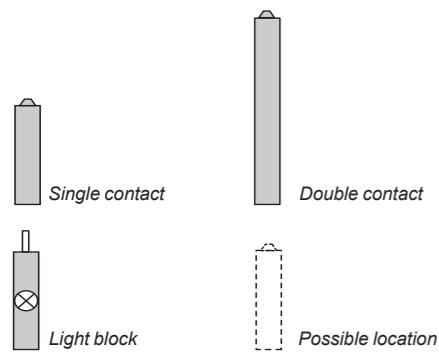
For illuminated pushbuttons, spring return

Control and signaling units Ø 22

Harmony XB4 metal
Contact mounting - Contact sequence

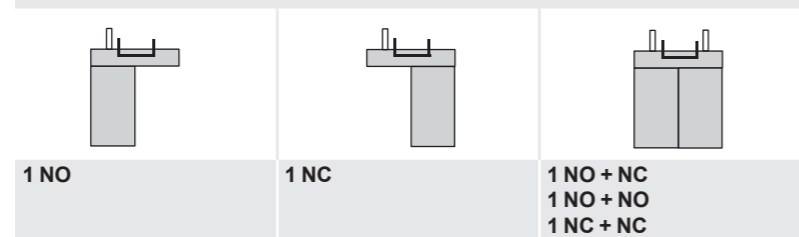
Maximum recommended configurations guaranteeing achievement of catalog characteristics

Unit type (complete units XB4B, heads ZB4B)	Pushbuttons, spring return XB4BA●, ZB4BA●, (except ZB4BA●8) XB4BC●, ZB4BC●, XB4BL●, ZB4BL●, XB4BP●, ZB4BP●, ZB4BR● Triple-headed pushbuttons XB4BA731327, XB4BA711137, ZB4BA7313●, ZB4BA7111●, ZB4BA72124, ZB4BA791	Double-headed pushbuttons XB4BL73415, ZB4BA712●, ZB4B●734●, ZB4BA79	Illuminated pushbuttons, spring return XB4BW●, ZB4BW●, ZB4BA●8 Double-headed pushbuttons + pilot light block XB4BW73731●5, ZB4BW7A17●●, ZB4BW7●374●, ZB4BW7A9	
Solution using single contacts				
Solution using single and double contacts				
Maximum recommended configurations	Single contacts Double contacts + single contacts Light block	9 3 + 3 -	6 2 + 2 -	6 2 + 2 1



Possible configurations for high power switching contacts (1) (2)

High power switching contact blocks with screw clamp terminal connections:
ZBE501, ZBE502, ZBE503, ZBE504 and ZBE505
High power switching contact blocks with connection by Faston connectors:
ZBE5013, ZBE5023, ZBE5033, ZBE5043 and ZBE5053



(1) The configurations are not upgradable and cannot be combined with other types of contact and signaling functions.
(2) High power switching contacts are not compatible with Harmony triple-headed pushbuttons.

Sequence of contacts fitted to selector switch bodies







Emergency stop or Emergency switching off XB4BT●, ZB4BT●, XB4BS●, ZB4BS●	Selector switches ■ Standard handle XB4BD●, ZB4BD●, ■ Long handle XB4BJ●, ZB4BJ●, ■ Knurled knob ZB4BD●9, ■ Key switch XB4BG●, ZB4BG●	Illuminated selector switches, standard handle XB4BK●, ZB4BK●	Toggle switches ZB4BD●8	Pushbuttons, push-push ZB4BH●	Illuminated pushbuttons, push-push ZB4BH●3
4 2 + 0 -	4 1 + 2 -	5 2 + 1 -	4 1 + 2 -	6 2 + 0 1	3 - + 0 -


Sequence of contacts fitted to selector switch bodies

Unit type	Selector switches	
	2-position	3-position
Push	Position Top	
	Position Bottom	
Contacts	Location	
	State	
	NO	
	NC	

L left, C centre, R right
□ open, ■ closed

Assembly of other products using:
 Body/contact assemblies: see page 48
 Accessories: see page 60

Pushbuttons with flush push (1)						
Screw clamp terminal connections (Schneider Electric anti-loosening system)						
Shape of head	Type of push	Type of contact		Color of push	Reference	Weight kg/lb
		 NO	 NC			
Complete units						
	Flush	1	–	White	XB4BA11 (ZB4BZ101 + ZB4BA1)	0.080/0.176
				Black	XB4BA21 (ZB4BZ101 + ZB4BA2)	0.080/0.176
				Green	XB4BA31 (ZB4BZ101 + ZB4BA3)	0.080/0.176
				Yellow	XB4BA51 (ZB4BZ101 + ZB4BA5)	0.080/0.176
				Blue	XB4BA61 (ZB4BZ101 + ZB4BA6)	0.080/0.176
		–	1	Red	XB4BA42 (ZB4BZ102 + ZB4BA4)	0.080/0.176
Heads only						
	Without cap (2)			–	ZB4BA0	0.028/0.062
	Flush, with set of 6 colored caps			6 colors (3)	ZB4BA9	0.038/0.084
	Flush			White	ZB4BA1	0.029/0.064
				Black	ZB4BA2	0.029/0.064
				Green	ZB4BA3	0.029/0.064
				Red	ZB4BA4	0.029/0.064
				Yellow	ZB4BA5	0.029/0.064
				Blue	ZB4BA6	0.029/0.064
				Gray	ZB4BA8	0.029/0.064
	Flush with transparent cap for insertion of legend (4)			White	ZB4BA18	0.028/0.062
				Green	ZB4BA38	0.028/0.062
				Red	ZB4BA48	0.028/0.062
				Yellow	ZB4BA58	0.028/0.062
				Blue	ZB4BA68	0.028/0.062
	Illuminated flush pushbutton head, with set of 6 colored caps			6 colors	ZB4BA98	0.022/0.049
	Flush (high bezel)			White	ZB4BA14	0.034/0.075
				Black	ZB4BA24	0.034/0.075
				Green	ZB4BA34	0.034/0.075
				Red	ZB4BA44	0.034/0.075
				Yellow	ZB4BA54	0.034/0.075
				Blue	ZB4BA64	0.034/0.075



(1) Recommended maximum number of contacts constituting the body (fixing collar and contact) associated with the head, see page 14.

(2) Colored cap to be ordered separately: see page 60.

(3) Head supplied with 6 different colored caps (white, black, green, red, yellow, and blue) not fitted.

(4) For legend ordering information, see page 67.

Assembly of other products using:
 Body/contact assemblies: see page 48
 Accessories: see page 60

Control and signaling units Ø 22

Harmony XB4, metal

Spring return pushbuttons, unmarked



XB4BL42



ZB4BL1

Pushbuttons with projecting push (1)						
Screw clamp terminal connections (Schneider Electric anti-loosening system)						
Shape of head	Type of push	Type of contact		Color of push	Reference	Weight kg/lb
		NO	NC			
Complete units						
	Projecting	-	1	Red	XB4BL42 (ZB4BZ102 + ZB4BL4)	0.081/0.179
Heads only						
	Projecting			White	ZB4BL1	0.030/0.066
				Black	ZB4BL2	0.030/0.066
				Green	ZB4BL3	0.030/0.066
				Red	ZB4BL4	0.030/0.066
				Yellow	ZB4BL5	0.030/0.066
				Blue	ZB4BL6	0.030/0.066

Heads with black metal bezel

To order, add a figure 7 to the references listed from above.
 Example: **ZB4BA0** becomes **ZB4BA07**.

(1) Recommended maximum number of contacts constituting the body (fixing collar and contact) associated with the head, see page 14.

Assembly of other products using:
 Body/contact assemblies: see page 48
 Accessories: see page 60


101197



ZB4BA36

Pushbuttons with recessed push (1) High guard				
Shape of head	Type of push	Color	Reference	Weight kg/lb
Heads only				
	Recessed (high guard)	White	ZB4BA16	0.034/0.075
		Black	ZB4BA26	0.034/0.075
		Green	ZB4BA36	0.034/0.075
		Red	ZB4BA46	0.034/0.075
		Yellow	ZB4BA56	0.034/0.075
		Blue	ZB4BA66	0.034/0.075

110099



XB4BP21

Pushbuttons with silicone booted head for severe environments (1) Screw clamp terminal connections (Schneider Electric anti-loosening system)						
Shape of head	Type of push	Type of contact		Color of push	Reference	Weight kg/lb
		NO	NC			
Complete units						
	Booted, clear silicone (color of push unobscured)	1	-	Black	XB4BP21 (ZB4BZ101 + ZB4BP2)	0.082/0.181
				Green	XB4BP31 (ZB4BZ101 + ZB4BP3)	0.082/0.181
				Yellow	XB4BP51 (ZB4BZ101 + ZB4BP5)	0.082/0.181
				Blue	XB4BP61 (ZB4BZ101 + ZB4BP6)	0.082/0.181
				Red	XB4BP42 (ZB4BZ102 + ZB4BP4)	0.082/0.181
		-	1			

110054



ZB4BP18

Silicone booted heads only, with increased protection (IP 69K)				
Flush	Clear boot (2) For insertion of protected legend within head (3)	White	Reference	Weight kg/lb
		Green	ZB4BP38	0.034/0.075
		Red	ZB4BP48	0.034/0.075
		Yellow	ZB4BP58	0.034/0.075
		Blue	ZB4BP68	0.034/0.075
Projecting				
	Clear boot (2)	White	ZB4BP1	0.031/0.068
		Black	ZB4BP2	0.031/0.068
		Green	ZB4BP3	0.031/0.068
		Red	ZB4BP4	0.031/0.068
		Yellow	ZB4BP5	0.031/0.068
		Blue	ZB4BP6	0.031/0.068

103542



ZB4BP2S

Silicone booted heads only, standard for mouting with legend holder (IP 66)				
Flush	Colored boot (4)	White	Reference	Weight kg/lb
		Black	ZB4BP2S	0.034/0.075
		Green	ZB4BP3S	0.034/0.075
		Red	ZB4BP4S	0.034/0.075
		Yellow	ZB4BP5S	0.034/0.075
		Blue	ZB4BP6S	0.034/0.075

PG113450



ZB4BP183

	Clear membrane (4) For insertion of protected legend within head (3)	White	ZB4BP183	0.026/0.057
		Green	ZB4BP383	0.026/0.057
		Red	ZB4BP483	0.026/0.057
		Yellow	ZB4BP583	0.026/0.057
		Blue	ZB4BP683	0.026/0.057

Heads with black metal bezel

To order, add a figure 7 to the references selected from above.

Example: **ZB4BP18** becomes **ZB4BP187**.

(1) Recommended maximum number of contacts constituting the body (fixing collar and contact) associated with the head, see page 14.

(2) Permissible panel thickness Ø 1 to 5 mm/0.039 to 0.197 in., cannot be used with legend holders.

(3) To order a legend for insertion within the head, see page 67.












(4) Replacement of silicone protection element without dismantling head, see page 61.


Assembly of other products using:
 Body/contact assemblies: see page 48
 Accessories: see page 60

Control and signaling units Ø 22

Harmony XB4, metal

Spring return pushbuttons, with marking

Pushbuttons with flush or projecting push (1)									
Screw clamp terminal connections (Schneider Electric anti-loosening system)									
Shape of head	Type of push	Type of contact		Marking Text (color)	Color of push	Reference	Weight kg/lb		
		 N/O	 N/C						
Complete units									
	Flush	1	–	"I" (White)	Green	XB4BA3311 (ZB4BZ101 + ZB4BA331)	0.080/0.176		
	Flush	–	1	"O" (White)	Red	XB4BA4322 (ZB4BZ102 + ZB4BA432)	0.080/0.176		
	Projecting	1	1	"O" (White)	Red	XB4BL4325 (ZB4BZ105 + ZB4BL432)	0.080/0.176		
	Flush (2)	1	–	↑ (Black)	White	XB4BA3341 (ZB4BZ101 + ZB4BA334)	0.080/0.176		
	Flush (2)	1	–	↓ (White)	Black	XB4BA3351 (ZB4BZ101 + ZB4BA335)	0.080/0.176		
Heads only									
	Flush			"I" (White)	Green	ZB4BA331	0.029/0.064		
				"I" (Black)	White	ZB4BA131	0.029/0.064		
				"II" (White)	Green	ZB4BA336	0.029/0.064		
				"II" (Black)	White	ZB4BA136	0.029/0.064		
						"START" (white)	Green	ZB4BA333	0.029/0.064
						"START" (Black)	White	ZB4BA133	0.029/0.064
						"ON" (White)	Green	ZB4BA341	0.029/0.064
						"ON" (Black)	White	ZB4BA141	0.029/0.064
						"MARCHE" (White)	Green	ZB4BA342	0.029/0.064
						"MARCHE" (Black)	White	ZB4BA142	0.029/0.064
						 (White)	Black	ZB4BA245	0.029/0.064
						 (Black)	White	ZB4BA145	0.029/0.064
						"O" (White)	Red	ZB4BA432	0.029/0.064
							Black	ZB4BA232	0.029/0.064
						"ARRET" (White)	Red	ZB4BA433	0.029/0.064
							Black	ZB4BA233	0.029/0.064
						"STOP" (White)	Red	ZB4BA434	0.029/0.064
							Black	ZB4BA234	0.029/0.064
						"OFF" (White)	Red	ZB4BA435	0.029/0.064
							Black	ZB4BA235	0.029/0.064
				↑ (Black) (2)	White	ZB4BA334	0.029/0.064		
				↓ (White) (2)	Black	ZB4BA335	0.029/0.064		
	Projecting			"O" (White)	Red	ZB4BL432	0.030/0.066		
					Black	ZB4BL232	0.030/0.066		
				"ARRET" (White)	Red	ZB4BL433	0.030/0.066		
					Black	ZB4BL233	0.030/0.066		
				"STOP" (White)	Red	ZB4BL434	0.030/0.066		
					Black	ZB4BL234	0.030/0.066		
				"OFF" (White)	Red	ZB4BL435	0.030/0.066		
					Black	ZB4BL235	0.030/0.066		



Heads with black metal bezel


To order, add a figure 7 to the references selected from above.
 Example: **ZB4BA331** becomes **ZB4BA3317**.

- (1) Recommended maximum number of contacts constituting the body (fixing collar and contact) associated with the head, see page 14.
 (2) Product supplied with cap not clipped-in, allowing orientation through 360° in 90° steps.


Assembly of other products using:
 Body/contact assemblies: see page 48
 Combined sub-assemblies: see page 54
 Accessories: see page 60

Illuminated pushbuttons with flush push (1)							
Screw clamp terminal connections (Schneider Electric anti-loosening system)							
Shape of head	Description	Type of contact		Supply voltage V	Color of push	Reference	Weight kg/lb
		NO	NC				

Complete units - With plain lens



XB4BW33B5



XB4BW34G5

	Integral LED	1	1	24 ~ 50/60 Hz	White	XB4BW31B5 (ZB4BW0B15 + ZB4BW313)	0.097/0.214
					Green	XB4BW33B5 (ZB4BW0B35 + ZB4BW333)	0.097/0.214
					Red	XB4BW34B5 (ZB4BW0B45 + ZB4BW343)	0.097/0.214
					Orange	XB4BW35B5 (ZB4BW0B55 + ZB4BW353)	0.097/0.214
					Blue	XB4BW36B5 (ZB4BW0B65 + ZB4BW363)	0.097/0.214
					110...120 ~ 50/60 Hz	White	XB4BW31G5 (ZB4BW0G15 + ZB4BW313)
	Green	XB4BW33G5 (ZB4BW0G35 + ZB4BW333)	0.097/0.214				
	Red	XB4BW34G5 (ZB4BW0G45 + ZB4BW343)	0.097/0.214				
	Orange	XB4BW35G5 (ZB4BW0G55 + ZB4BW353)	0.097/0.214				
	Blue	XB4BW36G5 (ZB4BW0G65 + ZB4BW363)	0.097/0.214				
	230...240 ~ 50/60 Hz	White	XB4BW31M5 (ZB4BW0M15 + ZB4BW313)	0.097/0.214			
	Green	XB4BW33M5 (ZB4BW0M35 + ZB4BW333)	0.097/0.214				
	Red	XB4BW34M5 (ZB4BW0M45 + ZB4BW343)	0.097/0.214				
	Orange	XB4BW35M5 (ZB4BW0M55 + ZB4BW353)	0.097/0.214				
	Blue	XB4BW36M5 (ZB4BW0M65 + ZB4BW363)	0.097/0.214				







(1) Recommended maximum number of contacts constituting the body (fixing collar and contact) associated with the head, see page 14.

Assembly of other products using:
 Combined sub-assemblies: see page 54
 Accessories: see page 60

Control and signaling units Ø 22

Harmony XB4, metal

Illuminated pushbuttons, spring return, with integral LED

Illuminated pushbuttons with flush push ⁽¹⁾				
Shape of head	Type of push	Color	Reference	Weight kg/lb
Heads only (2) - With plain lens				
 101244 ZB4BW333		Flush	White	ZB4BW313 0.026/0.057
			Green	ZB4BW333 0.026/0.057
			Red	ZB4BW343 0.026/0.057
			Orange	ZB4BW353 0.026/0.057
			Yellow	ZB4BW383 0.026/0.057
			Blue	ZB4BW363 0.026/0.057
 X64_632_CP5CT16035A ZB4BW983		Flush with illuminated ring	White	ZB4BW913 0.026/0.057
			Green	ZB4BW933 0.026/0.057
			Red	ZB4BW943 0.026/0.057
			Orange	ZB4BW953 0.026/0.057
			Yellow	ZB4BW983 0.026/0.057
			Blue	ZB4BW963 0.026/0.057
 PG116073 ZB4BW563		Flush with clear boot (IP 69K)	White	ZB4BW513 0.031/0.068
			Green	ZB4BW533 0.031/0.068
			Red	ZB4BW543 0.031/0.068
			Orange	ZB4BW553 0.031/0.068
			Yellow	ZB4BW583 0.031/0.068
			Blue	ZB4BW563 0.031/0.068
 X64_632_CP5CT17114B ZB4BA98		Flush for insertion of legend (3) (IP 69K)	White	ZB4BA18 0.028/0.062
			Green	ZB4BA38 0.028/0.062
			Red	ZB4BA48 0.028/0.062
			Orange	ZB4BA58 0.028/0.062
			Yellow	ZB4BA88 0.028/0.062
			Blue	ZB4BA68 0.028/0.062
	Illuminated flush pushbutton head, with set of 6 colored caps	White, Green, Red, Orange, Yellow, and Blue	ZB4BA98 0.022/0.049	
Heads only (2) - With grooved lens (4)				
	Flush	White	ZB4BW313S 0.026/0.057	
		Green	ZB4BW333S 0.026/0.057	
		Red	ZB4BW343S 0.026/0.057	
		Orange	ZB4BW353S 0.026/0.057	
		Yellow	ZB4BW383S 0.026/0.057	
		Blue	ZB4BW363S 0.026/0.057	

(1) Recommended maximum number of contacts constituting the body (fixing collar and contact) associated with the head, see page 14.

(2) Only for use with bodies comprising a light source with integral LED.

(3) For legend ordering information, see page 67.

(4) For use in bright ambient light conditions (for example, outdoors in sunlight).

Assembly of other products using:
 Combined sub-assemblies: see page 54
 Accessories: see page 60



Illuminated pushbuttons with projecting push ⁽¹⁾				
Shape of head	Type of push	Color	Reference	Weight kg/lb
Heads only ⁽²⁾ - With plain lens				
	Projecting	White	ZB4BW113	0.029/0.064
		Green	ZB4BW133	0.029/0.064
		Red	ZB4BW143	0.029/0.064
		Orange	ZB4BW153	0.029/0.064
		Yellow	ZB4BW183	0.029/0.064
		Blue	ZB4BW163	0.029/0.064

Heads only ⁽²⁾ - With grooved lens ⁽⁴⁾				
	Projecting	White	ZB4BW113S	0.026/0.057
		Green	ZB4BW133S	0.026/0.057
		Red	ZB4BW143S	0.026/0.057
		Orange	ZB4BW153S	0.026/0.057
		Yellow	ZB4BW183S	0.026/0.057
		Blue	ZB4BW163S	0.026/0.057

Heads with black metal bezel

To order, add a figure 7 to the references selected from above.

Example 1: **ZB4BW313** becomes **ZB4BW3137**.

Example 2: **ZB4BW313S** becomes **ZB4BW313S7**.

⁽¹⁾ Recommended maximum number of contacts constituting the body (fixing collar and contact) associated with the head, see page 14.

⁽²⁾ Only for use with bodies comprising a light source with integral LED.

⁽³⁾ For legend ordering information, see page 67.

⁽⁴⁾ For use in bright ambient light conditions (for example, outdoors in sunlight).

Control and signaling units Ø 22


Harmony XB4, metal
 Illuminated pushbuttons, spring return,
 with BA 9s base fitting

Illuminated pushbuttons with flush push ⁽¹⁾

Screw clamp terminal connections (Schneider Electric anti-loosening system)

Shape of head	Description	Type of contact		Supply voltage V	Color of push	Reference	Weight kg/lb
		NO	NC				


Complete units - With plain lens

 XB4BW3545	Direct supply for bulb with BA 9s base fitting, 2.4 W max (bulb not included)	1	1	≤ 250	White	XB4BW3165 (ZB4BW065 + ZB4BW31)	0.097/0.214	
					Green	XB4BW3365 (ZB4BW065 + ZB4BW33)	0.097/0.214	
					Red	XB4BW3465 (ZB4BW065 + ZB4BW34)	0.097/0.214	
					Orange	XB4BW3565 (ZB4BW065 + ZB4BW35)	0.097/0.214	
	Via integral transformer 1.2 VA, 6 V secondary, incandescent bulb with BA 9s base fitting (bulb included)	1	1	110...120 ~ 50/60 Hz	White	XB4BW3135 (ZB4BW035 + ZB4BW31)	0.169/0.373	
					Green	XB4BW3335 (ZB4BW035 + ZB4BW33)	0.169/0.373	
					Red	XB4BW3435 (ZB4BW035 + ZB4BW34)	0.169/0.373	
					Orange	XB4BW3535 (ZB4BW035 + ZB4BW35)	0.169/0.373	
		230 ~ 50 Hz 220...240 ~ 60 Hz	1	1	230 ~ 50 Hz 220...240 ~ 60 Hz	White	XB4BW3145 (ZB4BW045 + ZB4BW31)	0.170/0.375
						Green	XB4BW3345 (ZB4BW045 + ZB4BW33)	0.170/0.375
						Red	XB4BW3445 (ZB4BW045 + ZB4BW34)	0.170/0.375
						Orange	XB4BW3545 (ZB4BW045 + ZB4BW35)	0.170/0.375

Heads only ⁽²⁾ - With plain lens


 ZB4BW33	Flush	White	ZB4BW31	0.027/0.060
		Green	ZB4BW33	0.027/0.060
		Red	ZB4BW34	0.027/0.060
		Orange	ZB4BW35	0.027/0.060
		Blue	ZB4BW36	0.027/0.060
		Clear	ZB4BW37	0.027/0.060

Heads only ⁽²⁾ - With grooved lens ⁽³⁾

	Flush	White	ZB4BW31S	0.027/0.060
		Green	ZB4BW33S	0.027/0.060
		Red	ZB4BW34S	0.027/0.060
		Orange	ZB4BW35S	0.027/0.060
		Blue	ZB4BW36S	0.027/0.060
		Clear	ZB4BW37S	0.027/0.060

Illuminated pushbuttons with projecting push ⁽¹⁾

Heads only ⁽²⁾ - With plain lens

 ZB4BW14	Projecting	White	ZB4BW11	0.028/0.062
		Green	ZB4BW13	0.028/0.062
		Red	ZB4BW14	0.028/0.062
		Orange	ZB4BW15	0.028/0.062
		Blue	ZB4BW16	0.028/0.062
		Clear	ZB4BW17	0.028/0.062

Heads only ⁽²⁾ - With grooved lens ⁽³⁾

	Projecting	White	ZB4BW11S	0.027/0.060
		Green	ZB4BW13S	0.027/0.060
		Red	ZB4BW14S	0.027/0.060
		Orange	ZB4BW15S	0.027/0.060
		Blue	ZB4BW16S	0.027/0.060
		Clear	ZB4BW17S	0.027/0.060

Heads with black metal bezel

To order, add a figure 7 to the references selected from above.

Example 1: **ZB4BW31** becomes **ZB4BW317**. Example 2: **ZB4BW31S** becomes **ZB4BW31S7**.

⁽¹⁾ Recommended maximum number of contacts constituting the body (fixing collar and contact) associated with the head, see page 14.

⁽²⁾ Only for use with bodies comprising a light source with BA9s base fitting bulb (incandescent, neon or LED).

⁽³⁾ For use in bright ambient light conditions (for example, outdoors in sunlight).

User assembly of other units, using:
 Body-contact assemblies: see page 48
 Combined sub-assemblies: see page 54

Control and signaling units Ø 22

Harmony XB4 metal

Multiple-headed pushbuttons, spring return

Double-headed pushbuttons ⁽¹⁾						
Screw clamp terminal connections (Schneider Electric anti-loosening system)						
Shape of head	Description	Type of contact		Color and marking of caps ⁽²⁾	Reference	Weight kg/lb
		NO	NC			

Complete units						
	2 pushes (1 flush Black + 1 projecting Red)	1	1	White "I" on Green background White "0" on Red background	XB4BL73415	0.116/0.256

Heads only						
	2 flush Black pushes			White and Black background, unmarked	ZB4BA7120	0.056/0.123
				Black "I" on White background White "0" on Black background	ZB4BA7121	0.056/0.123
				Green and Red background, unmarked	ZB4BA7340	0.056/0.123
				White "I" on Green background White "0" on Red background	ZB4BA7341	0.056/0.123
				Without cap ⁽³⁾	ZB4BA79	0.056/0.123

	1 flush Black push 1 projecting Red push			Green and Red background, unmarked	ZB4BL7340	0.056/0.123
				White "I" on Green background White "0" on Red background	ZB4BL7341	0.056/0.123

Double-headed pushbuttons + 1 white central pilot light block ⁽¹⁾							
Screw clamp terminal connections (Schneider Electric anti-loosening system)							
Shape of head	Description	Type of contact		Color and marking of caps ⁽²⁾	Pilot light voltage V	Reference	Weight kg/lb
		NO	NC				

Complete units							
	1 flush Black push 1 projecting Red push 1 White central pilot light block	1	1	White "I" on Green background White "0" on Red background	24	XB4BW73731B5	0.130/0.287
					120	XB4BW73731G5	0.130/0.287
					240	XB4BW73731M5	0.130/0.287

Heads only ⁽⁵⁾							
	2 flush Black pushes 1 clear central pilot light ⁽⁴⁾			White and Black background, unmarked		ZB4BW7A1720	0.056/0.123
				Black "I" on White background White "0" on Black background		ZB4BW7A1721	0.056/0.123
				Green and Red background, unmarked		ZB4BW7A3740	0.056/0.123
				White "I" on Green background White "0" on Red background		ZB4BW7A3741	0.056/0.123
				Black "I" on White background White "0" on Black background		ZB4BW7A1724	0.056/0.123
				Black "+" on White background Black "-" on White background		ZB4BW7A1715	0.056/0.123
				Without cap ⁽³⁾		ZB4BW7A9	0.056/0.123

	1 flush Black push 1 projecting Red push 1 clear central pilot light ⁽⁴⁾			Green and Red background, unmarked		ZB4BW7L3740	0.056/0.123
				White "I" on Green background White "0" on Red background		ZB4BW7L3741	0.056/0.123

Heads with black metal bezel

To order, add the suffix 7 to the references selected above. Example: **ZB4BA7120** becomes **ZB4BA71207**.

- (1) Recommended maximum number of contacts constituting the body (fixing collar and contact) associated with the head, see page 14.
- (2) These caps are fitted by Schneider Electric and cannot be removed (risk of damage).
- (3) Caps to be ordered separately; see page opposite.
- (4) Color of centrally positioned pilot light determined by the color of the LED incorporated in the body sub-assembly.
- (5) Only for use with bodies comprising a light source with integral LED.

User assembly of other units, using:
 Body-contact assemblies: see page 48
 Combined sub-assemblies: see page 54

Triple-headed pushbuttons (1) (2)							
Screw clamp terminal connections (Schneider Electric anti-loosening system)							
Shape of head	Description	Type of contact			Color and marking of caps (3)	Reference	Weight kg/lb
		NO	NC	NO			

Complete units							
	2 flush Black pushes + 1 central projecting Red push marked "Stop" in White	1	1	1	White "I" on Green background White "II" on Green background	XB4BA731327	0.128/0.282
					Black "→" on White background White "←" on Black background	XB4BA711237	0.128/0.282

Heads only							
	2 flush Black pushes + 1 central projecting Red push marked "Stop" in White				White "I" on Green background White "II" on Green background	ZB4BA73132	0.056/0.123
					White "←" on Green background White "→" on Green background	ZB4BA73133	0.056/0.123
					White "↑" on Green background White "↓" on Green background	ZB4BA73134	0.056/0.123
					White "+" on Green background White "-" on Green background	ZB4BA73135	0.056/0.123
					Black "+" on White background Black "-" on White background	ZB4BA71115	0.056/0.123
					Black "→" on White background White "←" on black background	ZB4BA71123	0.056/0.123
					Black "↑" on White background White "↓" on Black background	ZB4BA71124	0.056/0.123
					White "↑" on Black background White "↓" on Black background	ZB4BA72124	0.056/0.123
					Without cap (4)	ZB4BA791	0.056/0.123

Specific accessories for multiple-headed pushbuttons

Description	Background color	Marking	Sold in lots of	Reference	Weight kg/lb	
Caps only for clip-on mounting (5) on: - ZB4BA791 double-headed pushbuttons - ZB4BW7A9 double-headed pushbuttons + central pilot light block - ZB4BA791 triple-headed pushbuttons	White	Unmarked	10	ZBA71	0.010/0.022	
		"I" Black	10	ZBA7131	0.010/0.022	
		"→" Black	10	ZBA7134	0.010/0.022	
		"+" Black	10	ZBA7138	0.010/0.022	
	Black	Unmarked	10	ZBA72	0.010/0.022	
		"O" White	10	ZBA7232	0.010/0.022	
		"+" White	10	ZBA7233	0.010/0.022	
		"→" White	10	ZBA7235	0.010/0.022	
			"I" White	10	ZBA7237	0.010/0.022
	Green	Unmarked	10	ZBA73	0.010/0.022	
		"I" White	10	ZBA7331	0.010/0.022	
		"+" White	10	ZBA7333	0.010/0.022	
"↑" White		10	ZBA7335	0.010/0.022		
"II" White		10	ZBA7336	0.010/0.022		
Red	Unmarked	10	ZBA74	0.010/0.022		
	"O" White	10	ZBA7432	0.010/0.022		
Yellow	Unmarked	10	ZBA75	0.010/0.022		
	Blue	Unmarked	10	ZBA76	0.010/0.022	

Clear silicone boots (6)	For 2 flush pushes	–	10	ZBA708	0.055/0.121
	For 3 pushes	–	10	ZBA709	0.055/0.121
	For 1 flush push + 1 projecting push	–	10	ZBA710	0.055/0.121

Heads with black metal bezel

To order, add the suffix 7 to the references selected above.
 Example: **ZB4BA73132** becomes **ZB4BA731327**.

(1) Recommended maximum number of contacts constituting the body (fixing collar and contact) associated with the head, see page 14.

(2) Not compatible with high power switching contacts and contacts for printed circuit board.

(3) These caps are fitted by Schneider Electric and cannot be removed (risk of damage).

(4) Caps to be ordered separately: see accessories on this page.

(5) Can be clipped-in at 90° steps, through 360°.

(6) Can be replaced without dismantling the head.



XB4BA731327



ZB4BA73133



ZB4BA71124



ZBA7235



ZBA7432



ZBA709

Assembly of other products using:
 Body/contact assemblies: see page 48
 Accessories: see page 60

Mushroom head pushbuttons ^{(1) (2)}						
Screw clamp terminal connections (Schneider Electric anti-loosening system)						
Shape of head	Type of push	Type of contact		Push Ø (mm)/in.	Color	Reference
		NO	NC			

Complete units						
	Mushroom head	1	–	40/1.575	Black	XB4BC21 (ZB4BZ101 + ZB4BC2)
						0.122/0.269

Heads only						
	Mushroom head			30/1.181	Black	ZB4BC24
					Green	ZB4BC34
					Red	ZB4BC44
					Yellow	ZB4BC54
					Blue	ZB4BC64
						0.075/0.165
						0.075/0.165
						0.075/0.165
						0.075/0.165
						0.075/0.165
				40/1.575	Black	ZB4BC2
					Green	ZB4BC3
					Red	ZB4BC4
					Yellow	ZB4BC5
					Blue	ZB4BC6
						0.074/0.163
						0.074/0.163
						0.074/0.163
						0.074/0.163
						0.074/0.163
				60/2.362	Black	ZB4BR2
					Green	ZB4BR3
					Red	ZB4BR4
					Yellow	ZB4BR5
					Blue	ZB4BR6
						0.093/0.205
						0.093/0.205
						0.093/0.205
						0.093/0.205
						0.093/0.205
				60/2.362 (3)	Black	ZB4BR216
				Hemispherical	Green	ZB4BR316
					Red	ZB4BR416
					Yellow	ZB4BR516
					Blue	ZB4BR616
						0.054/0.119
						0.054/0.119
						0.054/0.119
						0.054/0.119
						0.054/0.119

Illuminated mushroom head pushbuttons ^{(1) (2)}

Integral LED						
Shape of head	Type of push	Push Ø (mm)/in.	Color	Reference	Weight kg/lb	
	Mushroom head	40/1.575	White	ZB4BW413	0.051/0.112	
			Green	ZB4BW433	0.051/0.112	
			Red	ZB4BW443	0.051/0.112	
			Orange	ZB4BW453	0.051/0.112	
			Blue	ZB4BW463	0.051/0.112	

Heads with black metal bezel

To order, add a figure 7 to the references selected above.
 Example: **ZB4BC24** becomes **ZB4BC247**.




- (1) These pushbuttons and heads cannot be used for an Emergency Stop function. Therefore, it is recommended that a legend with a Black or White background is used.
- (2) Recommended maximum number of contacts constituting the body (fixing collar and contact) associated with the head, see page 14.
- (3) Ergonomic product used in two-handed control applications. Recommended maximum number of contacts constituting the body (fixing collar and contact) associated with the head: 6.
- (4) Only for use with bodies comprising a light block with integral LED.

Assembly of other products using:
 Body/contact assemblies: see page 48
 Accessories: see page 60

Control and signaling units Ø 22

Harmony XB4, metal
 Mushroom head pushbuttons, latching
 Bellows for harsh environment

Mushroom head pushbuttons (1)(2)

Shape of head	Type of reset	Push Ø (mm)/in.	Color	Reference	Weight kg/lb
Heads only					
	Push-pull	40/1.575	Black	ZB4BT2	0.077/0.170
		60/2.362	Black	ZB4BX2	0.095/0.209
	Turn to release	30/1.181	Black	ZB4BS42	0.066/0.146
		40/1.575	Black	ZB4BS52	0.070/0.154
		40/1.575	Yellow	ZB4BS55	0.070/0.154
		60/2.362	Black	ZB4BS62	0.090/0.198
	Key release (key no. 455) (2 keys included with head) (3) (5)	30/1.181	Black	ZB4BS72	0.066/0.146
		40/1.575	Black	ZB4BS12 (4)	0.070/0.154
		60/2.362	Black	ZB4BS22	0.090/0.198

110130



ZB4BT2

PG113908




ZB4BS62

110136



ZB4BS72

Illuminated mushroom head pushbuttons (1) (2)

Integral LED					
Shape of head	Type of reset	Push Ø (mm)/in.	Color	Reference	Weight kg/lb
Heads only					
	Mushroom head	40/1.575	White	ZB4BW613	0.051/0.112
			Green	ZB4BW633	0.051/0.112
			Orange	ZB4BW653	0.051/0.112
			Blue	ZB4BW663	0.051/0.112

XB4_632_CFO0A2016012



ZB4BW653

Bellows for harsh environment (IP 69K)

For use in	Material	Color	Sold in lots of	Reference	Weight kg/lb
Environment subject to humidity, dust, high pressure cleaning, etc.	Silicone	Red	2	ZBZ48	0.009


107361



ZBZ48

Heads with black metal bezel

To order, add a figure 7 to the references selected above.
 Example: ZB4BT2 becomes ZB4BT27.

- (1) These pushbuttons and heads cannot be used for an Emergency Stop function. Therefore, it is recommended that a legend with a Black or White background is used.
- (2) Recommended maximum number of contacts constituting the body (fixing collar and contact) associated with the head, see page 14.
- (3) For specific keys with other numbers, please contact our Customer Care Center.
- (4) Other key numbers:
 - key no. 421E: add suffix 12 to the reference.
 - key no. 458A: add suffix 10 to the reference.
 - key no. 520E: add suffix 14 to the reference.
 - key no. 3131A: add suffix 20 to the reference.
 Example: To order a Ø 40/1.575 in. Black mushroom head for a latching pushbutton, with release by key no. 421E, the reference becomes: ZB4BS1212.
- (5) The symbol  indicates key withdrawal position(s).

Assembly of other products using:
 Body/contact assemblies: see page 48
 Accessories: see pages 67 and 70

Control and signaling units Ø 22

Harmony XB4, metal
 Emergency stop and Emergency switching off functions
 Circular yellow legends for Emergency stop

Emergency stop and Emergency switching off functions Conforming to EN/IEC 60204-1, 60364-5-53, EN/ISO 13850 and Machinery Directive 2006/42/EC




Emergency stop function: Mushroom head Emergency stop trigger action and mechanical latching pushbuttons conform to standards EN/IEC 60204-1 and EN/ISO 13850, to Machinery Directive 2006/42/EC and to standard EN/IEC 60947-5-5.

Emergency switching off function: Mushroom head switching off mechanical latching pushbuttons conform to standards IEC 60364-5-53 and EN/IEC 60947-5-5.




Please contact our Customer Care Center for a detailed explanation of these standards and directives.

Emergency stop and switching off pushbuttons with trigger action and mechanical latching (1) (2)

Screw clamp terminal connections (Schneider Electric anti-loosening system)

Shape of head	Type of reset	Type of contact		Push Ø (mm)/in.	Color	Reference	Weight kg/lb
		NO	NC				
Complete units							
	Push-pull	-	1	40/1.575	Red	XB4BT842 (ZB4BZ105 + ZB4BT84)	0.125/0.276
		1	1	40/1.575	Red	XB4BT845 (ZB4BZ105 + ZB4BT84)	0.136/0.300
	Turn to release	-	1	40/1.575	Red	XB4BS8442 (ZB4BZ102 + ZB4BS844)	0.118/0.260
		1	1	40/1.575	Red	XB4BS8445 (ZB4BZ105 + ZB4BS844)	0.130/0.287
		-	2	40/1.575	Red	XB4BS8444 (ZB4BZ104 + ZB4BS844)	0.130/0.287
		1	2	40/1.575	Red	XB4BS8441 (ZB4BZ141 + ZB4BS844)	0.140/0.309
	Key release (key no. 455) (3)	1	1	40/1.575	Red	XB4BS9445 (ZB4BZ105 + ZB4BS944)	0.170/0.375

Heads only


Shape of head	Type of reset	Push Ø (mm)/in.	Color	Reference	Weight kg/lb
	Push-pull	30/1.181	Red	ZB4BT844	0.078/0.172
		40/1.575	Red	ZB4BT84	0.078/0.172
		60/2.362	Red	ZB4BX84	0.098/0.216
	Turn to release	30/1.181	Red	ZB4BS834	0.068/0.150
		40/1.575	Red	ZB4BS844	0.073/0.161
		60/2.362	Red	ZB4BS864	0.093/0.205
	Key release (key no. 455) 2 keys included with head (5) (3)	30/1.181	Red	ZB4BS934	0.094/0.207
		40/1.575	Red	ZB4BS944 (4)	0.098/0.216
		60/2.362	Red	ZB4BS964	0.118/0.260

Circular yellow legends for Emergency stop (6)

Description	Marking	Color	Sold in lots of	Reference	Weight kg/lb
Ø 60 mm/2.362 in. legend for Emergency stop function	-	Yellow	5	ZBY9121	0.007/0.015
	EMERGENCY STOP	Yellow	5	ZBY9320	0.007/0.015
	ARRET D'URGENCE	Yellow	5	ZBY9120	0.007/0.015
	NOT HALT	Yellow	5	ZBY9220	0.007/0.015
	PARADA DE EMERGENCIA	Yellow	5	ZBY9420	0.007/0.015
	ARRESTO DI EMERGENZA	Yellow	5	ZBY9620	0.007/0.015

(1) Recommended maximum number of contacts constituting the body (fixing collar + contact) associated with the head, see page 14.

(2) It is recommended that a legend or Yellow background is used.

(3) The symbol  indicates key withdrawal position(s).

(4) Other key numbers:

- key no. 421E: add suffix **12** to the reference.
- key no. 458A: add suffix **10** to the reference.
- key no. 520E: add suffix **14** to the reference.
- key no. 3131A: add suffix **20** to the reference.
- key no. 4A185: add suffix **D** to the reference.

Example: To order a Ø 40 mm/1.575 in. Red mushroom head for a trigger action and mechanical latching Emergency stop pushbutton, with release by key no. 421E, the reference becomes: **ZB4BS94412**.

(5) For specific keys with other numbers, please contact our Customer Care Center.

(6) Other legend models for Emergency stop and Emergency switching off function see page 70.

PFF12604



XB4BT845

PFF12605



XB4BS9445

PFF12606



ZB4BT844

PFF12607



ZB4BS834

PFF12608



ZB4BS964

PFF131819A



ZBY9121

PFF131822A



ZBY9420

Assembly of other products using:
 Body/contact assemblies: see page 48
 Accessories: see pages 67 and 70

Control and signaling units Ø 22

Harmony XB4, metal

Illuminated Emergency switching off function

Circular yellow legends for Emergency stop

Bellows for harsh environments



ZB4BW643

Illuminated Emergency switching off function only, mechanical latching pushbuttons (1)

Screw clamp terminal connections (Schneider Electric anti-loosening system)

Shape of head	Type of reset	Push		Reference	Weight kg/lb
		Ø (mm)/in.	Color		
Heads only (2)					
	Push-pull	40/1.575	Red	ZB4BW643	0.051/0.112

Circular yellow legends for ZB4BW643

Diameter mm/in.	Conforming to standards	Marking on Yellow background	Sold in lots of	Unit Reference	Weight kg/lb
Used for "Emergency switching off" function					
60/2.362	EN/IEC 60204-1	–	10	ZBY9101	0.004/0.009
		COUPURE D'URGENCE	10	ZBY9160	0.004/0.009
		EMERGENCY SWITCHING OFF	10	ZBY9360	0.004/0.009
		NOT-AUS	10	ZBY9260	0.004/0.009
		DESCONEXION DE EMERGENCIA	10	ZBY9460	0.004/0.009
90/3.543	EN/IEC 60204-1	–	10	ZBY8101	0.008/0.018
		COUPURE D'URGENCE	10	ZBY8160	0.008/0.018
		EMERGENCY SWITCHING OFF	10	ZBY8360	0.008/0.018
		NOT-AUS	10	ZBY8260	0.008/0.018
		DESCONEXION DE EMERGENCIA	10	ZBY8460	0.008/0.018
		INTERRUZIONE DI EMERGENZA	10	ZBY8660	0.008/0.018



ZBY9160

Bellows for harsh environments (3)

For use in	Material	For use with	Color	Sold in lots of	Unit reference	Weight kg/lb
Environments subject to humidity, dust, high pressure cleaning, etc.	Silicone	Other functions	Black	2	ZBZ28	0.009/0.020
		Emergency stop / Switching off function	Yellow	2	ZBZ58	0.009/0.020



ZBZ58

Heads with black metal bezel

To order, add a figure 7 to the references selected above.
 Example: ZB4BT844 becomes ZB4BT8447.

- (1) Recommended maximum number of contacts constituting the body (fixing collar + contact) associated with the head, see page 14.
 (2) Only for use with bodies comprising a light source with integral LED.
 (3) Not compatible with Ø 30 mm/1.181 in. pushbutton

Assembly of other products using:
body/contact assemblies: see page 48 and 50



ZB4BC580



ZB4BC28001



Contact + ZB4BC28001



Contact + ZB4BC28001RA

Pushbuttons with integrated bellows

Shape of head	Colour of push	Symbol	Reference	Weight kg/lb
Heads only, Ø 37 mm without marking				
	White	–	ZB4BC180	0.036/0.079
	Black	–	ZB4BC280	0.036/0.079
	Green	–	ZB4BC380	0.036/0.079
	Red	–	ZB4BC480	0.036/0.079
	Yellow	–	ZB4BC580	0.036/0.079
	Blue	–	ZB4BC680	0.036/0.079
	Gray	–	ZB4BC780	0.036/0.079
	Light blue	–	ZB4BC980	0.036/0.079

Heads only, Ø 37 mm with marking (1)

	Black	Bell	ZB4BC28001	0.036/ 0.079
		0	ZB4BC28021	0.036/ 0.079
	White	I	ZB4BC18023	0.036/ 0.079
	Red	0	ZB4BC48021	0.036/0.079
	Green	I	ZB4BC38023	0.036/0.079

Other versions

Customization with marking at your choice (texts or symbols)
Rotation of head for horizontal mounting of the contact block (1)
Please contact our Customer Care Centre.

(1) Heads are fixed relative to the position of the contact blocks:

- contact blocks are normally used in the "vertical" position.
 - to mount the contact block in the "horizontal" position, it is necessary to order an alternative head with the symbol rotated by 90°. Please add the suffix "RA" in the end of the references for alternative heads of your choice.
- Example: ZB4BC28001 becomes ZB4BC28001RA.

Assembly of other products using body/contact assemblies: see page 48 and 50



ZBZ1902



ZBZ60

Pushbuttons with integrated bellow (continued)

Accessories



Description	Function	Reference	Weight kg/lb
Protective guard in plastic	Protection against accidental operation	ZBZ1902 (1)	0.010/0.022
Boot for contact block ZBE10●, ZBE10●3 and ZBE50● (2)	Protection against liquid and dust ingress	ZBZ60	0.098/ 0.216

(1) For heads with the "RA" suffix (ZB4BC●●●RA) used with a guard, it is necessary to order the dedicated guard ZBZ1902RA.

(2) Restriction for use: refer to the product instruction sheet on www.schneider-electric.com.

Assembly of other products using:
 Body/contact assemblies: see page 48
 Accessories: see page 60

Pushbuttons with flush push (1)


Shape of head	Type of push	Color of push	Reference	Weight kg/lb
Heads only				
	Without cap (2)	–	ZB4BH0	0.028/0.062
	Flush	White	ZB4BH01	0.029/0.064
		Black	ZB4BH02	0.029/0.064
		Green	ZB4BH03	0.029/0.064
		Red	ZB4BH04	0.029/0.064
		Yellow	ZB4BH05	0.029/0.064
		Blue	ZB4BH06	0.029/0.064

110045



ZB4BH02

Pushbuttons with projecting push (1)

Shape of head	Type of push	Color of push	Reference	Weight kg/lb
Heads only				
	Projecting	White	ZB4BH1	0.029/0.064
		Black	ZB4BH2	0.029/0.064
		Green	ZB4BH3	0.029/0.064
		Red	ZB4BH4	0.029/0.064
		Yellow	ZB4BH5	0.029/0.064
		Blue	ZB4BH6	0.029/0.064

110068



ZB4BH6



Heads with black metal bezel



To order, add a figure 7 to the references selected above.
 Example: **ZB4BH01** becomes **ZB4BH017**.

- (1) Recommended maximum number of contacts constituting the body (fixing collar and contact) associated with the head, see page 14.
 (2) Caps to be ordered separately, see page 60.

Assembly of other products using:
 Combined sub-assemblies: see page 54
 Accessories: see page 60

Control and signaling units Ø 22 Harmony XB4, metal Illuminated pushbuttons, push-push, with integral LED

Illuminated pushbuttons with flush push ⁽¹⁾					
Shape of head	Type of push	Color of lens	Reference	Weight kg/lb	
Heads only ⁽²⁾					
 110051 ZB4BH033		Flush	White	ZB4BH013	0.026/0.057
			Green	ZB4BH033	0.026/0.057
			Red	ZB4BH043	0.026/0.057
			Orange	ZB4BH053	0.026/0.057
			Yellow	ZB4BH083	0.026/0.057
			Blue	ZB4BH063	0.026/0.057

Illuminated pushbuttons with projecting push ⁽¹⁾					
Shape of head	Type of push	Color of lens	Reference	Weight kg/lb	
Heads only ⁽²⁾					
 110168 ZB4BH63		Projecting	White	ZB4BH13	0.026/0.057
			Green	ZB4BH33	0.026/0.057
			Red	ZB4BH43	0.026/0.057
			Orange	ZB4BH53	0.026/0.057
			Yellow	ZB4BH83	0.026/0.057
			Blue	ZB4BH63	0.026/0.057

Heads with black metal bezel

To order, add a figure 7 to the references selected above.
 Example: ZB4BH013 becomes ZB4BH0137.


- (1) Recommended maximum number of contacts constituting the body (fixing collar and contact) associated with the head, see page 14.
 (2) Only for use with bodies comprising a light source with integral LED.

Assembly of other products using:
 Body/contact assemblies: see page 48
 Accessories: see page 60

Selector switches with standard handle ⁽¹⁾ Screw clamp terminal connections (Schneider Electric anti-loosening system)


Shape of head	Type of operator	Type of contact		Positions		Reference	Weight kg/lb
		NO	NC	Number	Type		

Complete units



	Standard handle, Black	1	–	2-position 90°	Stay put		XB4BD21 (ZB4BZ101 + ZB4BD2)	0.095/0.209
		1	–		Spring return from right to left		XB4BD41 (ZB4BZ101 + ZB4BD4)	0.100/0.220
		1	1		Stay put		XB4BD25 (ZB4BZ105 + ZB4BD2)	0.095/0.209
		2	–	3-position ± 45°	Stay put		XB4BD33 (ZB4BZ103 + ZB4BD3)	0.095/0.209
					Spring return to centre		XB4BD53 (ZB4BZ103 + ZB4BD5)	0.095/0.209

Heads only



	Standard handle, Black			2-position 90°	Stay put		ZB4BD2	0.040/0.088
					Spring return from right to left		ZB4BD4	0.045/0.099
				3-position ± 45°	Stay put		ZB4BD3	0.040/0.088
					Spring return to centre		ZB4BD5	0.040/0.088
					Spring return from left to centre		ZB4BD7	0.040/0.088
					Spring return from right to centre		ZB4BD8	0.040/0.088

Heads only with other colored handles

	Standard handle, White	add suffix 01 to the reference, example: ZB4BD201
	Standard handle, Green	add suffix 03 to the reference, example: ZB4BD203
	Standard handle, Red	add suffix 04 to the reference, example: ZB4BD204
	Standard handle, Yellow	add suffix 05 to the reference, example: ZB4BD205
	Standard handle, Blue	add suffix 06 to the reference, example: ZB4BD206

Heads with black metal bezel

For heads with standard black handle only. To order, add the suffix 7 to the references selected from above.
 Example: **ZB4BD2** becomes **ZB4BD27**.


































(1) Recommended maximum number of contacts and sequence of contacts constituting the body (fixing collar + contact) associated with the head, see page 14.

Assembly of other products using:
 Body/contact assemblies: see page 48
 Accessories: see page 60

Control and signaling units Ø 22

Harmony XB4, metal

Selector switches with long handle: normal and padlockable

Selector switches with long handle ⁽¹⁾								
Screw clamp terminal connections (Schneider Electric anti-loosening system)								
Shape of head	Type of operator	Type of contact		Positions		Reference		
		NO	NC	Number	Type			
Complete units								
 	Long handle, Black	1	–	2-position 90°	Stay put	 ZB4BJ21 (ZB4BZ101 + ZB4BJ2)	0.096/0.212	
		2	–	3-position ± 45°	Stay put	 ZB4BJ33 (ZB4BZ103 + ZB4BJ3)	0.096/0.212	
					Spring return to centre	 ZB4BJ53 (ZB4BZ103 + ZB4BJ5)	0.096/0.212	
Heads only								
 	Long handle, Black			2-position 90°	Stay put	 ZB4BJ2	0.040/0.088	
					Spring return from right to left	 ZB4BJ4	0.045/0.099	
				3-position ± 45°	Stay put	 ZB4BJ3	0.040/0.088	
					Spring return to centre	 ZB4BJ5	0.040/0.088	
					Spring return from left to centre	 ZB4BJ7	0.040/0.088	
					Spring return from right to centre	 ZB4BJ8	0.040/0.088	
					2-position 90°	Stay put	 ZB4BJ291	0.048/0.106
							 ZB4BJ292	0.048/0.106
 	Long handle, padlockable (2)			2-position 90°		 ZB4BJ294	0.048/0.106	
					Spring return from right to left	 ZB4BJ491	0.054/0.119	
				3-position ± 45°	Stay put	 ZB4BJ391	0.048/0.106	
						 ZB4BJ392	0.048/0.106	
						 ZB4BJ393	0.048/0.106	
						 ZB4BJ394	0.048/0.106	
						 ZB4BJ395	0.048/0.106	
						 ZB4BJ396	0.048/0.106	
					 ZB4BJ397	0.048/0.106		
				Spring return to centre	 ZB4BJ593	0.048/0.106		
				Spring return from right to centre		 ZB4BJ891	0.048/0.106	
						 ZB4BJ893	0.048/0.106	
						 ZB4BJ895	0.048/0.106	
				Spring return from left to centre		 ZB4BJ792	0.048/0.106	
	 ZB4BJ793	0.048/0.106						
		 ZB4BJ796	0.048/0.106					

Heads with black metal bezel

To order, add a figure 7 to the references selected from above.
 Example: **ZB4BJ2** becomes **ZB4BJ27**.

(1) Recommended maximum number of contacts and sequence of contacts constituting the body (fixing collar + contact) associated with the head, see page 14.

(2) The symbol o indicates the padlocking positions.

Assembly of other products using:
 Body/contact assemblies: see page 48
 Accessories: see page 60







Control and signaling units Ø 22



















Harmony XB4, metal

Key switches

Key no. 455, 421E, 458A, 520E, 3131A

Key switches (1) (2)						
Screw clamp terminal connections (Schneider Electric anti-loosening system)						
Shape of head	Type of operator	Type of contact		Positions		Reference
		NO	NC	Number	Type	


Complete units							
	Key switch with key no. 455	1	-	2-position 90°	Stay put	 XB4BG21 (ZB4BZ101 + ZB4BG2)	0.153/0.337
					Spring return to left	 XB4BG41 (ZB4BZ101 + ZB4BG4)	0.153/0.337
		2	-	3-position ± 45°	Stay put	 XB4BG61 (ZB4BZ101 + ZB4BG6)	0.153/0.337
					Stay put	 XB4BG03 (ZB4BZ103 + ZB4BG0)	0.153/0.337
					 XB4BG33 (ZB4BZ103 + ZB4BG3)	0.153/0.337	

Heads only									
	Key switch with key no. 455 (3) (4)	1	-	2-position 90°	Stay put	 ZB4BG2	0.098/0.216		
					Stay put	 ZB4BG02	0.098/0.216		
					Stay put	 ZB4BG4	0.098/0.216		
					Spring return from right to left	 ZB4BG6	0.098/0.216		
				3-position ± 45°	Stay put	 ZB4BG0	0.098/0.216		
					Stay put	 ZB4BG03	0.098/0.216		
					Stay put	 ZB4BG04	0.098/0.216		
					Stay put	 ZB4BG3	0.098/0.216		
							Stay put	 ZB4BG5	0.098/0.216
							Stay put	 ZB4BG9	0.098/0.216
							Stay put	 ZB4BG09	0.098/0.216
							Spring return from left to centre	 ZB4BG1	0.098/0.216
							Spring return from left to centre	 ZB4BG01	0.098/0.216
							Spring return to centre	 ZB4BG7	0.098/0.216
							Spring return from right to centre	 ZB4BG8	0.098/0.216
							Spring return from right to centre	 ZB4BG05	0.098/0.216
					 ZB4BG08	0.098/0.216			

Heads with black metal bezel

To order, add a figure 7 to the references selected from above. Example: **ZB4BG2** becomes **ZB4BG27**.

(1) Recommended maximum number of contacts and sequence of contacts constituting the body (fixing collar and contact) associated with the head, see page 14.

(2) The symbol  indicates key withdrawal position(s).

(3) Other key numbers:

- key no. 421E: add suffix **12** to the reference.

- key no. 458A: add suffix **10** to the reference.


- key no. 520E: add suffix **14** to the reference.

- key no. 3131A: add suffix **20** to the reference.

Example: For a switch head with key no. 421E, 2-position stay put, with key withdrawal from the left-hand position, the reference becomes: **ZB4BG212**.

(4) For specific keys with other numbers, please contact our Customer Care Center.

PF106189



XB4BG33

106189



ZB4BG0












Assembly of other products using:
 Body/contact assemblies: see page 48
 Accessories: see page 60









Control and signaling units Ø 22




Harmony XB4, metal

Key switches with key TEC10

Selector switches with knurled knob - Toggle switches

Key switches with key TEC10							
Shape of head	Type of operator	Positions		Reference	Weight kg/lb		
		Number	Type				
Heads only							
	Key switch with key TEC10	2-position 90°	Stay put		ZB4BG2TEC10	0.160/0.353	
					ZB4BG4TEC10	0.160/0.353	
				Spring return from right to left		ZB4BG6TEC10	0.170/0.375
						ZB4BG8TEC10	0.170/0.375
		3-position ± 45°	Stay put		ZB4BG0TEC10	0.160/0.353	
					ZB4BG3TEC10	0.160/0.353	
					ZB4BG5TEC10	0.160/0.353	
					ZB4BG9TEC10	0.160/0.353	
				Spring return to centre		ZB4BG7TEC10	0.170/0.375
				Spring return from right to centre		ZB4BG05TEC10	0.170/0.375

Selector switches with knurled knob (1)							
Shape of head	Type of operator	Positions		Reference	Weight kg/lb		
		Number	Type				
Heads only							
	Black knurled knob	2-position 90°	Stay put		ZB4BD29	0.043/0.095	
				Spring return from right to left		ZB4BD49	0.050/0.110
		3-position ± 45°	Stay put		ZB4BD39	0.040/0.088	
				Spring return to centre		ZB4BD59	0.040/0.088
				Spring return from left to centre		ZB4BD79	0.040/0.088
				Spring return from right to centre		ZB4BD89	0.040/0.088
						ZB4BD99	0.040/0.088

Toggle switches (1)						
Shape of head	Type of operator	Positions		Reference	Weight kg/lb	
		Number	Type			
Heads only						
	Black lever	2-position 90°	Stay put		ZB4BD28	0.026/0.057
				Spring return		ZB4BD48

Heads with black metal bezel

To order, add a figure 7 to the references selected from above.
 Example: **ZB4BD29** becomes **ZB4BD297**.

For the references with key TEC10, add the 7 before TEC10.
 Example: **ZB4BG2TEC10** becomes **ZB4BG27TEC10**.

(1) Recommended maximum number of contacts and sequence of contacts constituting the body (fixing collar and contact) associated with the head, see page 14.

PF106198



ZB4BD29

814205











ZB4BD28

Assembly of other products using:
 Combined sub-assemblies: see page 48
 Accessories: see page 60

Control and signaling units Ø 22

Harmony XB4, metal

Illuminated selector switches with standard handle,
 with integral LED

Illuminated selector switches with standard handle, with integral LED ⁽¹⁾																
Screw clamp terminal connections (Schneider Electric anti-loosening system)																
Shape of head	Type of operator	Type of contact	Positions Number Type	Supply voltage V	Color of handle	Reference	Weight kg/lb									
		 NO  NC														
Complete units																
 XB4BK123B5		Standard handle	1	1	2-position Stay put  90°	24 ~ (50/60 Hz)	Green	XB4BK123B5 (ZB4BW0B35 + ZB4BK1233)	0.101/0.223							
							Red	XB4BK124B5 (ZB4BW0B45 + ZB4BK1243)	0.101/0.223							
							Orange	XB4BK125B5 (ZB4BW0B55 + ZB4BK1253)	0.101/0.223							
							110...120 ~ (50/60 Hz)	Green	XB4BK123G5 (ZB4BW0G35 + ZB4BK1233)	0.101/0.223						
								Red	XB4BK124G5 (ZB4BW0G45 + ZB4BK1243)	0.101/0.223						
								Orange	XB4BK125G5 (ZB4BW0G55 + ZB4BK1253)	0.101/0.223						
							230...240 ~ (50/60 Hz)	Green	XB4BK123M5 (ZB4BW0M35 + ZB4BK1233)	0.101/0.223						
								Red	XB4BK124M5 (ZB4BW0M45 + ZB4BK1243)	0.101/0.223						
								Orange	XB4BK125M5 (ZB4BW0M55 + ZB4BK1253)	0.101/0.223						
							 XB4BK134B5		Standard handle	1	1	3-position Stay put  ± 45°	24 ~ (50/60 Hz)	Green	XB4BK133B5 (ZB4BW0B35 + ZB4BK1333)	0.101/0.223
														Red	XB4BK134B5 (ZB4BW0B45 + ZB4BK1343)	0.101/0.223
														Orange	XB4BK135B5 (ZB4BW0B55 + ZB4BK1353)	0.101/0.223
110...120 ~ (50/60 Hz)	Green	XB4BK133G5 (ZB4BW0G35 + ZB4BK1333)	0.101/0.223													
	Red	XB4BK134G5 (ZB4BW0G45 + ZB4BK1343)	0.101/0.223													
	Orange	XB4BK135G5 (ZB4BW0G55 + ZB4BK1353)	0.101/0.223													
230...240 ~ (50/60 Hz)	Green	XB4BK133M5 (ZB4BW0M35 + ZB4BK1333)	0.101/0.223													
	Red	XB4BK134M5 (ZB4BW0M45 + ZB4BK1343)	0.101/0.223													
	Orange	XB4BK135M5 (ZB4BW0M55 + ZB4BK1353)	0.101/0.223													

(1) Recommended maximum number of contacts constituting the body (fixing collar and contact) associated with the head, see page 14.








Assembly of other products using:
 Combined sub-assemblies: see page 48
 Accessories: see page 60

Control and signaling units Ø 22

Harmony XB4, metal

Illuminated selector switches with standard handle,
 with integral LED

Illuminated selector switches with standard handle, with integral LED (continued) (1)

Shape of head	Type of operator	Positions		Color of handle	Reference	Weight kg/lb	
		Number	Type				
Heads only (2)							
	Standard handle	2-position 90°	Stay put		White	ZB4BK1213	0.036/0.079
				Green	ZB4BK1233	0.036/0.079	
				Red	ZB4BK1243	0.036/0.079	
				Orange	ZB4BK1253	0.036/0.079	
				Yellow	ZB4BK1283	0.036/0.079	
				Blue	ZB4BK1263	0.036/0.079	
			Spring return from right to left		White	ZB4BK1413	0.037/0.082
				Green	ZB4BK1433	0.037/0.082	
				Red	ZB4BK1443	0.037/0.082	
				Orange	ZB4BK1453	0.037/0.082	
				Yellow	ZB4BK1483	0.037/0.082	
				Blue	ZB4BK1463	0.037/0.082	
		3-position ± 45°	Stay put		White	ZB4BK1313	0.036/0.079
					Green	ZB4BK1333	0.036/0.079
					Red	ZB4BK1343	0.036/0.079
					Orange	ZB4BK1353	0.036/0.079
					Yellow	ZB4BK1383	0.036/0.079
					Blue	ZB4BK1363	0.036/0.079
			Spring return to centre		White	ZB4BK1513	0.036/0.079
					Green	ZB4BK1533	0.036/0.079
					Red	ZB4BK1543	0.036/0.079
					Orange	ZB4BK1553	0.036/0.079
					Yellow	ZB4BK1583	0.036/0.079
					Blue	ZB4BK1563	0.036/0.079
Spring return from right to centre		White	ZB4BK1813	0.036/0.079			
		Green	ZB4BK1833	0.036/0.079			
		Red	ZB4BK1843	0.036/0.079			
		Orange	ZB4BK1853	0.036/0.079			
		Yellow	ZB4BK1883	0.036/0.079			
		Blue	ZB4BK1863	0.036/0.079			
Spring return from left to centre		White	ZB4BK1713	0.036/0.079			
		Green	ZB4BK1733	0.036/0.079			
		Red	ZB4BK1743	0.036/0.079			
		Orange	ZB4BK1753	0.036/0.079			
		Yellow	ZB4BK1783	0.036/0.079			
		Blue	ZB4BK1763	0.036/0.079			



ZB4BK1343

Heads with black metal bezel

To order, add a figure 7 to the references selected from above.
 Example: **ZB4BK1213** becomes **ZB4BK12137**.

- (1) Recommended maximum number of contacts constituting the body (fixing collar and contact) associated with the head, see page 14.
 (2) Only for use with bodies comprising a light source with integral LED.

Assembly of other products using:
 Body/light assemblies: see page 56
 Accessories: see page 60

Control and signaling units Ø 22

Harmony XB4, metal
 Pilot lights with integral LED

Pilot lights with integral LED				
Screw clamp terminal connections (Schneider Electric anti-loosening system)				
Shape of head	Supply voltage V	Color	Reference	Weight kg/lb
Complete units				
■ With plain lens				
 101179 XB4BVB5	 24 ~ (50/60 Hz)	White	XB4BVB1 (ZB4BVB1 + ZB4BV013)	0.080/0.176
		Green	XB4BVB3 (ZB4BVB3 + ZB4BV033)	0.080/0.176
		Red	XB4BVB4 (ZB4BVB4 + ZB4BV043)	0.080/0.176
		Orange	XB4BVB5 (ZB4BVB5 + ZB4BV053)	0.080/0.176
		Blue	XB4BVB6 (ZB4BVB6 + ZB4BV063)	0.080/0.176
		110...120 ~ (50/60 Hz)		
	White	XB4BVG1 (ZB4BVG1 + ZB4BV013)	0.080/0.176	
	Green	XB4BVG3 (ZB4BVG3 + ZB4BV033)	0.080/0.176	
	Red	XB4BVG4 (ZB4BVG4 + ZB4BV043)	0.080/0.176	
	Orange	XB4BVG5 (ZB4BVG5 + ZB4BV053)	0.080/0.176	
	Blue	XB4BVG6 (ZB4BVG6 + ZB4BV063)	0.080/0.176	
	230...240 ~ (50/60 Hz)			
	White	XB4BVM1 (ZB4BVM1 + ZB4BV013)	0.080/0.176	
	Green	XB4BVM3 (ZB4BVM3 + ZB4BV033)	0.080/0.176	
	Red	XB4BVM4 (ZB4BVM4 + ZB4BV043)	0.080/0.176	
	Orange	XB4BVM5 (ZB4BVM5 + ZB4BV053)	0.080/0.176	
	Blue	XB4BVM6 (ZB4BVM6 + ZB4BV063)	0.080/0.176	

- (1) Only for use with bodies comprising a light source with integral LED.
 (2) Head supplied with 5 different colored lenses (white, green, red, orange, and blue) not fitted, for insertion of legend.
 (3) For legend ordering information: see page 67.
 (4) For use in bright ambient light conditions (for example, outdoors in sunlight).

Control and signaling units Ø 22

Harmony XB4, metal

Pilot lights with integral LED

Pilot lights with integral LED					
Screw clamp terminal connections (Schneider Electric anti-loosening system)					
Heads only (1)					
Shape of head	For use with body comprising light source type	Color of lens	Reference	Weight kg/lb	
■ With plain lens					
 	Integral LED only	White	ZB4BV013	0.026/0.057	
		Green	ZB4BV033	0.026/0.057	
		Red	ZB4BV043	0.026/0.057	
		Orange	ZB4BV053	0.026/0.057	
		Yellow	ZB4BV083	0.026/0.057	
		Blue	ZB4BV063	0.026/0.057	
		5 colors (2) (3)	ZB4BV003	0.026/0.057	
■ With plain lens, for insertion of legend (3)					
 	Integral LED only	White	ZB4BV013E	0.026/0.057	
		Green	ZB4BV033E	0.026/0.057	
		Red	ZB4BV043E	0.026/0.057	
		Orange	ZB4BV053E	0.026/0.057	
		Yellow	ZB4BV083E	0.026/0.057	
		Blue	ZB4BV063E	0.026/0.057	
		■ With grooved lens (4)			
 	Integral LED only	White	ZB4BV013S	0.026/0.057	
		Green	ZB4BV033S	0.026/0.057	
		Red	ZB4BV043S	0.026/0.057	
		Orange	ZB4BV053S	0.026/0.057	
		Yellow	ZB4BV083S	0.026/0.057	
		Blue	ZB4BV063S	0.026/0.057	

(1) Only for use with bodies comprising a light source with integral LED.

(2) Head supplied with 5 different colored lenses (white, green, red, orange, and blue) not fitted, for insertion of legend.

(3) For legend ordering information: see page 67.

(4) For use in bright ambient light conditions (for example, outdoors in sunlight).

Assembly of other products using:
Body/light assemblies: see page 57
Accessories: see page 60


Control and signaling units Ø 22

Harmony XB4, metal


Pilot lights with integral LED and with BA 9s base fitting

Pilot lights with integral LED and transformer (1.2 VA, 24 V secondary)

Screw clamp terminal connections (Schneider Electric anti-loosening system)

Shape of head	Supply voltage V	Color	Reference (1)	Weight kg/lb
Complete units - With plain lens				
	400 ~ - 50 Hz (1)	White	XB4BV5B1	0.172/0.379
		Green	XB4BV5B3	0.172/0.379
		Red	XB4BV5B4	0.172/0.379
		Orange	XB4BV5B5	0.172/0.379
		Blue	XB4BV5B6	0.172/0.379

PF612544






XB4BV5B1

**Protected
LED**


Pilot lights with BA 9s base fitting, with plain or grooved lens

Screw clamp terminal connections (Schneider Electric anti-loosening system)

Shape of head	Supply voltage V	Color	Reference	Weight kg/lb
Complete units - With plain lens				
■ Direct supply, for BA 9s bulb, U ≤ 250 V, 2.4 W max (bulb not included)				
	≤ 250	White	XB4BV61 (ZB4BV6 + ZB4BV01)	0.075/0.165
		Green	XB4BV63 (ZB4BV6 + ZB4BV03)	0.075/0.165
		Red	XB4BV64 (ZB4BV6 + ZB4BV04)	0.075/0.165
		Orange	XB4BV65 (ZB4BV6 + ZB4BV05)	0.075/0.165
■ Via integral transformer, 1.2 VA, 6 V secondary, with BA 9s incandescent bulb (included)				
	110...120 ~ - 50/60 Hz	White	XB4BV31 (ZB4BV3 + ZB4BV01)	0.152/0.335
		Green	XB4BV33 (ZB4BV3 + ZB4BV03)	0.152/0.335
		Red	XB4BV34 (ZB4BV3 + ZB4BV04)	0.152/0.335
		Orange	XB4BV35 (ZB4BV3 + ZB4BV05)	0.152/0.335
	230 ~ - 50 Hz 220...240 ~ - 60 Hz	White	XB4BV41 (ZB4BV4 + ZB4BV01)	0.152/0.335
		Green	XB4BV43 (ZB4BV4 + ZB4BV03)	0.152/0.335
		Red	XB4BV44 (ZB4BV4 + ZB4BV04)	0.152/0.335
		Orange	XB4BV45 (ZB4BV4 + ZB4BV05)	0.152/0.335





XB4BV64



XB4BV33

Heads only (2)

Shape of head	For use with body comprising light source type	Color of lens	Reference	Weight kg/lb
■ With plain lens				
	With BA 9s base fitting	White	ZB4BV01	0.027/0.060
		Green	ZB4BV03	0.027/0.060
		Red	ZB4BV04	0.027/0.060
		Orange	ZB4BV05	0.027/0.060
		Blue	ZB4BV06	0.027/0.060
		Clear	ZB4BV07	0.027/0.060
■ With grooved lens (3)				
	With BA 9s base fitting	White	ZB4BV01S	0.027/0.060
		Green	ZB4BV03S	0.027/0.060
		Red	ZB4BV04S	0.027/0.060
		Orange	ZB4BV05S	0.027/0.060
		Blue	ZB4BV06S	0.027/0.060
		Clear	ZB4BV07S	0.027/0.060

101234



ZB4BV04



ZB4BV06S

(1) To order 440...460 V ~ - 60 Hz transformer blocks, replace "5" in the reference with "8". Example: **XB4BV5B1** becomes **XB4BV8B1**. To order 550...600 V ~ - 60 Hz blocks, replace "5" with "9". Example: **XB4BV5B1** becomes **XB4BV9B1**.

(2) Only for use with bodies comprising a light source with BA 9s base fitting (incandescent, neon or LED).

(3) For use in bright ambient light conditions (for example, outdoors in sunlight).

Assembly of other products using:
 Body/light assemblies: see page 57
 Accessories: see page 60

Control and signaling units Ø 22

Harmony XB4, metal

Push-to-test pilot light

XB4_632_CPSC17115



XB4BW21B5

XB4_632_CPSC17118



XB4BW25G5

Push-to-test pilot light				
Shape of head	Supply voltage V	Color	Reference	Weight kg/lb
Complete units - With plain lens				
	24 ~ - 50/60 Hz	White	XB4BW21B5	0.090/0.198
	24 ~ - 50/60 Hz	Green	XB4BW23B5	0.090/0.198
	24 ~ - 50/60 Hz	Red	XB4BW24B5	0.090/0.198
	24 ~ - 50/60 Hz	Orange	XB4BW25B5	0.090/0.198
	24 ~ - 50/60 Hz	Yellow	XB4BW28B5	0.090/0.198
	24 ~ - 50/60 Hz	Blue	XB4BW26B5	0.090/0.198
	110...120 ~ - 50 - 60 Hz	White	XB4BW21G5	0.090/0.198
	110...120 ~ - 50 - 60 Hz	Green	XB4BW23G5	0.090/0.198
	110...120 ~ - 50 - 60 Hz	Red	XB4BW24G5	0.090/0.198
	110...120 ~ - 50 - 60 Hz	Orange	XB4BW25G5	0.090/0.198
	110...120 ~ - 50 - 60 Hz	Yellow	XB4BW28G5	0.090/0.198
	110...120 ~ - 50 - 60 Hz	Blue	XB4BW26G5	0.090/0.198

Assembly of other products using:
 Body/contact assemblies: see page 48
 Accessories: see page 60

Control and signaling units Ø 22

Harmony XB4, metal


Specific functions

Pushbuttons for manual overload reset, Potentiometers

Manual overload reset pushbuttons					
Shape of head	Travel Ø mm/in.	Actuation distance Ø mm/in.	Color	Reference	Weight kg/lb
	10/0.394	6...16/0.236...0.630	Black	XB4BA821	0.037/0.082
			Red	XB4BA841	0.037/0.082
			Blue	XB4BA861	0.037/0.082
	16...26/0.630...1.024	30...130/1.181...5.118	Black	XB4BA822	0.038/0.084
			Red	XB4BA842	0.038/0.084
			Blue	XB4BA862	0.038/0.084
	14/0.551	30...130/1.181...5.118	Black	XB4BA921	0.058/0.128
			Red	XB4BA941	0.058/0.128
			Blue	XB4BA961	0.058/0.128
	130...257/5.118...10.118	30...130/1.181...5.118	Black	XB4BA922	0.071/0.157
			Red	XB4BA942	0.071/0.157
			Blue	XB4BA962	0.071/0.157





XB4BA821



XB4BD912R1K

Complete potentiometers			
Description	Resistance k Ω	Reference	Weight kg/lb
+/- 10% linear mode precision complete potentiometer with screw terminals	1	XB4BD912R1K	0.095/0.209
	4.7	XB4BD912R4K7	0.095/0.209
	10	XB4BD912R10K	0.095/0.209
	47	XB4BD912R47K	0.095/0.209
	100	XB4BD912R100K	0.095/0.209
	470	XB4BD912R470K	0.095/0.209

Heads and mounting base for potentiometer (1)				
Shape of head	Description	For use with	Reference	Weight kg/lb
	For potentiometer with shaft length Ø 45 to 50 mm/1.772 to 1.968 in.	Ø 6 mm/ 0.236 in. shaft	ZB4BD912	0.080/0.176
		Ø 6.35 mm/ 0.250 in. shaft	ZB4BD922	0.080/0.176



ZB4BD912

References

Assembly of other products using:
Body/contact assemblies: see page 48
Accessories: see page 60

Control and signaling units Ø 22

Harmony XB4, metal

Specific functions

Timers, Hour counters, Annunciators, USB/RJ45 ports,

Fuse carrier



XB5DTB22



XB5DSB




XB5KS2B4



XB5DT1S



XB5PUSB3



XB5PRJ45

Timers

Description	Output type	Supply voltage V	Time delay type	Reference	Weight kg/lb
Panel-mounted timer function with LED status and 1 static output in 22.5 mm/0.886 in. hole	1 static output	24 $\bar{\sim}$	Type A (delay on energization)	XB5DTB22	0.027/0.060
				XB5DTB23	0.027/0.060
				XB5DTB24	0.027/0.060
				XB5DTB25	0.027/0.060
				XB5DTGM2	0.027/0.060
		100...240 $\bar{\sim}$ - 50/60 Hz	Type A (delay on energization)	XB5DTGM3	0.027/0.060
				XB5DTGM4	0.027/0.060
				XB5DTGM5	0.027/0.060

Hour counters

Characteristics	Supply voltage V	Reference	Weight kg/lb
Indication 0...9999.9	12...24 $\bar{\sim}$ - 50 or 60 Hz	XB5DSB	0.045/0.099
	120 $\bar{\sim}$ - 60 Hz	XB5DSG	0.045/0.099
	230...240 $\bar{\sim}$ - 50 Hz	XB5DSM	0.045/0.099

Annunciators (IP 66, IP 67, and IP 69)

Characteristics	Supply voltage V	Color	Reference	Weight kg/lb
Continuous or intermittent non-illuminated buzzer - 90dB, 4/6.8kHz (connection diagram: on Schneider Electric website, Harmony XB5 page)	24 $\bar{\sim}$ - 50 or 60 Hz		XB5KSB	0.024/0.053
	110...120 $\bar{\sim}$ - 50 or 60 Hz		XB5KSG	0.024/0.053
	230...240 $\bar{\sim}$ - 50 or 60 Hz		XB5KSM	0.024/0.053
Continuous or intermittent illuminated buzzer - 90dB, 4/6.8kHz	24 $\bar{\sim}$ - 50 or 60 Hz	Red	XB5KS2B4	0.024/0.053
	110...120 V $\bar{\sim}$ - 50 or 60 Hz	Red	XB5KS2G4	0.024/0.053
	230...240 $\bar{\sim}$ - 50 or 60 Hz	Red	XB5KS2M4	0.024/0.053
	24V $\bar{\sim}$ - 50 or 60 Hz	Yellow	XB5KS2B8	0.024/0.053
	110...120 V $\bar{\sim}$ - 50 or 60 Hz	Yellow	XB5KS2G8	0.024/0.053
	230...240 $\bar{\sim}$ - 50 or 60 Hz	Yellow	XB5KS2M8	0.024/0.053

USB and RJ45 ports

Description	Interface type	Connection type	Reference	Weight kg/lb
Panel-mounted USB and RJ45 ports in 22.5 mm/0.886 in. hole with notch	USB interface, jack type A	USB port 3.0 A-A	XB5PUSB3	0.017/0.037
	Ethernet interface, RJ45 jack	RJ45 port Cat. 6	XB5PRJ45	0.027/0.060

Fuse carrier

Description	For use with	Reference	Weight kg/lb
Fuse carrier	5 x 20 mm/0.787 in. fuse 6.3 A - 250 V	XB5DT1S	0.022/0.049

(1) To order protection covers, see page 36205-EN/3.

Presentation:
page 4

Assembly of other products using:
Accessories: see page 60


Control and signaling units Ø 22

Harmony XB4, metal

Specific functions

Joystick controllers

10189




XD4PA12

Joystick controllers (with Ø 54 mm/2.126 in. long operating shaft) (1) Screw clamp terminal connections (Schneider Electric anti-loosening system)

Description	Operation	Spring return to zero position	Reference	Weight kg/lb
Complete products				
2-direction	1 notch 1 NO contact per direction	Without	XD4PA12	0.116/0.256
		With	XD4PA22	0.116/0.256
4-direction	1 notch 1 NO contact per direction	Without	XD4PA14	0.133/0.293
		With	XD4PA24	0.133/0.293

103074




ZD4PA103

Sub-assemblies for joystick controllers

Description	Functions	Reference	Weight kg/lb
Complete body/contact assemblies	2-direction	ZD4PA103	0.049/0.108
	4-direction	ZD4PA203	0.058/0.128
Complete head assemblies with operating shaft	2-direction, stay put	ZD4PA12	0.022/0.049
	2-direction, spring return to zero position	ZD4PA22	0.022/0.049
	4-direction, stay put	ZD4PA14	0.022/0.049
	4-direction, spring return to zero position	ZD4PA24	0.022/0.049

103072



ZD4PA203

103073



ZD4PA12

Legends Ø 30 x 48 mm/ 1.181 x 1.890 in. for engraving	2-direction	Black on one side Red on reverse	ZBG2201	0.001/0.002
		White on one side Yellow on reverse	ZBG2401	0.001/0.002
Legends Ø 48 x 48 mm/ 1.890 x 1.890 in. for engraving	4-direction	Black on one side Red on reverse	ZBG4201	0.002/0.004
		White on one side Yellow on reverse	ZBG4401	0.002/0.004

Other versions Joystick controllers and complete body/contact assemblies for joystick controllers with Faston connector terminals (Ø 6.35 or 2 x 2.8 mm/0.250 or 2 x 0.110 in.). Please contact our Customer Care Center.

(1) Must not be used with standard contact blocks **ZBE10** (single) or **ZBE20** (double).

Assembly of other products using:
Accessories: see page 60


Control and signaling units Ø 22

Harmony XB4, metal

Specific functions

Wobblesticks

Wobblestick heads

Shape of head	For use with	Color	Reference	Weight kg/lb
	Omnidirectional, spring return	Black	ZB4BB2	0.058/0.128
		Red	ZB4BB4	0.058/0.128

109497



ZB4BB2

To combine with heads, see pages 16 to 44




ZB4BZ009




ZBE101




ZBE203




ZB4BZ101




ZBE201



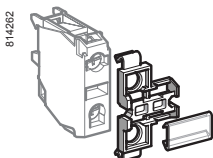
ZB4BZ106



ZBE501



ZB2BE101



ZBZ001

Body/fixing collar			
For use with	Sold in lots of	Unit reference	Weight kg/lb
Electrical block (contact or light)	10	ZB4BZ009	0.038/0.084

Contact functions (1) Screw clamp terminal connections (Schneider Electric anti-loosening system)

Contacts for standard applications						
Description	Type of contact			Sold in lots of	Unit reference	Weight kg/lb
		NO	NC			
Contact blocks	Single	1	–	5	ZBE101	0.011/0.024
		–	1	5	ZBE102	0.011/0.024
	Double	2	–	5	ZBE203	0.020/0.044
		–	2	5	ZBE204	0.020/0.044
	Single with body/fixing collar	1	1	5	ZBE205	0.020/0.044
		1	–	1	ZB4BZ101	0.053/0.117
		–	1	1	ZB4BZ102	0.053/0.117
		2	–	1	ZB4BZ103	0.062/0.137
		–	2	1	ZB4BZ104	0.062/0.137
		1	1	1	ZB4BZ105	0.062/0.137
		1	2	1	ZB4BZ141	0.072/0.159

Contacts for specific applications							
Application	Type of contact	Description			Sold in lots of	Unit reference	Weight kg/lb
			NO	NC			
Low power switching	Single	Standard	1	–	5	ZBE1016	0.012/0.026
			–	1	5	ZBE1026	0.012/0.026
	Dusty environment (2) (IP 5X, 50 µm dust)	1	–	5	ZBE1016P	0.012/0.026	
		–	1	5	ZBE1026P	0.012/0.026	
Staggered contacts	Single	Early make NO	1	–	5	ZBE201	0.011/0.024
			–	1	5	ZBE202	0.011/0.024
		Late break NC	–	1	5	ZBE202	0.011/0.024
			1	1	5	ZB4BZ106	0.062/0.137
High power switching	Single	Standard (3)	1	–	1	ZBE501	0.020/0.044
			–	1	1	ZBE502	0.020/0.044
			2	–	1	ZBE503	0.032/0.071
			–	2	1	ZBE504	0.032/0.071
Additional contact blocks for high power switching	Single	Standard (4)	1	1	1	ZBE505	0.032/0.071
			1	–	1	ZB2BE101	0.020/0.044
			–	1	1	ZB2BE102	0.020/0.044
			–	1	1	ZB2BE102	0.020/0.044

Clip-on legend holder, sheet of blank legends and labelling software			
Description	Sold in lots of	Unit reference	Weight kg/lb
Clip-on legend-holder for electrical blocks with screw clamp terminal connections (5). For identification of an XB4B control or signaling unit	10	ZBZ001	0.001/0.002
Sheet of 50 blank legends for legend holder ZBZ001	10	ZBY001	0.023/0.051

(1) The contact blocks enable variable composition of body/contact assemblies. Maximum number of rows possible: 3. Either 3 rows of 3 single contacts or 1 row of 3 double contacts + 1 row of 3 single contacts (double contacts occupy the first 2 rows). Maximum number of contacts is specified on page 14.
 (2) It is not possible to fit an additional contact block on the back of these contact blocks.
 (3) It is not possible to use these contacts with light blocks.
 (4) To be fitted on the back of ZBE50● contacts.
 (5) This legend holder is not compatible with high power switching contacts.

To combine with heads, see page 20

101288



ZBVB●

Light blocks with screw clamp terminal connections (Schneider Electric anti-loosening system)

Description	Supply voltage V	Color of light source	Sold in lots of	Unit reference	Weight kg/lb
Integral LED (to combine with heads for integral LED)	12 ~ (50/60 Hz)	White	5	ZBVJ1	0.017/0.037
		Green	5	ZBVJ3	0.017/0.037
		Red	5	ZBVJ4	0.017/0.037
		Orange	5	ZBVJ5	0.017/0.037
		Blue	5	ZBVJ6	0.017/0.037
		24 ~ (50/60 Hz)	White	5	ZBVB1
	Green		5	ZBVB3	0.017/0.037
	Red		5	ZBVB4	0.017/0.037
	Orange		5	ZBVB5	0.017/0.037
	Yellow		5	ZBVB8	0.017/0.037
	Blue		5	ZBVB6	0.017/0.037
	24...120 ~ (50/60 Hz)	White	5	ZBVBG1	0.017/0.037
		Green	5	ZBVBG3	0.017/0.037
		Red	5	ZBVBG4	0.017/0.037
		Orange	5	ZBVBG5	0.017/0.037
		Blue	5	ZBVBG6	0.017/0.037
		110...120 ~ (50/60 Hz)	White	5	ZBVG1
	Green		5	ZBVG3	0.017/0.037
Red	5		ZBVG4	0.017/0.037	
Orange	5		ZBVG5	0.017/0.037	
Yellow	5		ZBVG8	0.017/0.037	
Blue	5		ZBVG6	0.017/0.037	
230...240 ~ (50/60 Hz)	White	5	ZBVM1	0.017/0.037	
	Green	5	ZBVM3	0.017/0.037	
	Red	5	ZBVM4	0.017/0.037	
	Orange	5	ZBVM5	0.017/0.037	
	Yellow	5	ZBVM8	0.017/0.037	
	Blue	5	ZBVM6	0.017/0.037	

Protected
LED

PF080705



ZBV5B

Flashing light blocks with screw clamp terminal connections (Schneider Electric anti-loosening system)

Description	Supply voltage V	Color of light source	Sold in lots of	Unit reference	Weight kg/lb
Integral LED (to combine with heads for integral LED)	24 ~ (50/60 Hz)	White	5	ZBV18B1	0.017/0.037
		Green	5	ZBV18B3	0.017/0.037
		Red	5	ZBV18B4	0.017/0.037
		Orange	5	ZBV18B5	0.017/0.037
		Blue	5	ZBV18B6	0.017/0.037
		110...120 ~ (50/60 Hz)	White	5	ZBV18G1
	Green		5	ZBV18G3	0.017/0.037
	Red		5	ZBV18G4	0.017/0.037
	Orange		5	ZBV18G5	0.017/0.037
	Blue		5	ZBV18G6	0.017/0.037
	230...240 ~ (50/60 Hz)		White	5	ZBV18M1
		Green	5	ZBV18M3	0.017/0.037
		Red	5	ZBV18M4	0.017/0.037
		Orange	5	ZBV18M5	0.017/0.037
		Blue	5	ZBV18M6	0.017/0.037

Protected
LED

121451



ZBZG156

121453



ZBZM156

Transformer blocks for 24 V light blocks (1)

For use with	Supply voltage V	Description	Référence	Weight kg/lb
Light blocks with integral LED	400 V ~ - 50 Hz	Transformer 400 V - 24 V ~	ZBV5B (2)	0.090/0.198


Blocks for "test light" function

Light blocks	Supply voltage V	Description	Reference	Weight kg/lb
Light blocks	12 and 24 ~ 24...120 ~	Single module, 1 connecting wire	ZBZG156 (3)	0.010/0.022
Light blocks with integral LED	48...230 ~	Double module, with connecting wires	ZBZM156 (4)	0.010/0.022

LED suppressors

For use with	Supply voltage V	Level of protection	Reference	Weight kg/lb
Light blocks with integral LED	120 ~	25...120 VA	ZBZVG	0.010/0.022
Light blocks with integral LED fitted with screw clamp terminal connections	230 ~	30...230 VA	ZBZVM	0.010/0.022

105079



ZBZV●

(1) To be used with 2 dummy contact blocks ZBE000.

(2) To order 440...460 V ~ - 60 Hz transformer blocks, replace "5" in the reference with "8": ZBV5B becomes ZBV8B. To order 550...600 V ~ - 60 Hz transformer blocks, replace "5" with "9": ZBV5B becomes ZBV9B.

(3) Block for use with ~ light blocks with integral LED types ZBVJ●, ZBVB●, ZBVBG● or with direct supply light block for BA 9s bulb, ZBV6.

(4) Block for use ~ light blocks integral LED types ZBVG●, ZBVM●, see connection on our website www.schneider-electric.com.


To combine with heads, see pages 16 to 44




ZB4BZ009



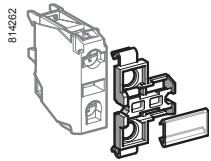
ZBE1015



ZB4BZ1015



ZBVB35



ZBZ001

Body/fixing collar

For use with	Sold in lots of	Unit reference	Weight kg/lb
Electrical block (contact or light)	10	ZB4BZ009	0.038/0.084

Contact functions

Spring clamp terminal connections (1)

Contacts for standard applications

Description	Type of contact	Symbol		Sold in lots of	Unit reference	Weight kg/lb
		NO	NC			
Contact blocks	Single	1	–	4	ZBE1015	0.011/0.024
		–	1	4	ZBE1025	0.011/0.024
Contact blocks	Single with body/fixing collar	1	–	1	ZB4BZ1015	0.053/0.117
		–	1	1	ZB4BZ1025	0.053/0.117
		2	–	1	ZB4BZ1035	0.062/0.137
		–	2	1	ZB4BZ1045	0.062/0.137
		1	1	1	ZB4BZ1055	0.062/0.137
		–	1	1	ZB4BZ1065	0.062/0.137

Light blocks

Spring clamp terminal connections (1)

Description	Supply voltage V	Color of light source	Sold in lots of	Unit reference	Weight kg/lb
Integral LED (to combine with heads for integral LED)	12 ~ (50/60 Hz)	White	4	ZBVJ15	0.016/0.035
		Green	4	ZBVJ35	0.016/0.035
		Red	4	ZBVJ45	0.016/0.035
		Orange	4	ZBVJ55	0.016/0.035
		Blue	4	ZBVJ65	0.016/0.035
		Protected LED	24 ~ (50/60 Hz)	White	4
Green	4			ZBVB35	0.016/0.035
Red	4			ZBVB45	0.016/0.035
Orange	4			ZBVB55	0.016/0.035
Blue	4			ZBVB65	0.016/0.035
Integral LED + body/fixing collar	110...120 ~ (50/60 Hz)			White	4
		Green	4	ZBVG35	0.016/0.035
		Red	4	ZBVG45	0.016/0.035
		Orange	4	ZBVG55	0.016/0.035
		Blue	4	ZBVG65	0.016/0.035
		Integral LED + body/fixing collar	230...240 ~ (50/60 Hz)	White	4
Green	4			ZBVM35	0.016/0.035
Red	4			ZBVM45	0.016/0.035
Orange	4			ZBVM55	0.016/0.035
Blue	4			ZBVM65	0.016/0.035
Integral LED + body/fixing collar	110...120 ~ (50/60 Hz)			Green	4
		Red	4	ZB4BVG45	0.053/0.117

Sheet of 50 blank legends

For use with	Sold in lots of	Unit reference	Weight kg/lb
Legend holder ZBZ001	10	ZBY001	0.023/0.051

(1) It is not possible to fit an additional block on the back of these contact or light blocks.


To combine with heads,
see pages 16 to 44

101191




ZB4BZ009

101257



ZB4BZ079 + ZB4BZ009

101303



ZBZ01

XB4_632_CPSC11841C



ZBZ110

101259



ZBE701

101260



ZBE702

PF512550



ZBVB07

Body/fixing collar and accessories specifically for printed circuit board mounting (1) Accessories required when using adaptor (socket) ZBZ010

Description	For use with	Sold in lots of	Unit reference	Weight kg/lb
Body/fixing collar	Electrical block (contact or light)	10	ZB4BZ009	0.006/0.013
Fixing collar/pillar	Printed circuit board support (fixing screw ZBZ006 to be ordered separately)	10	ZB4BZ079	0.003/0.007
Fixing screw for printed circuit board	Fixing collar/pillar ZB4BZ079	10	ZBZ006	0.011/0.024

Adapter (socket) (1)

For use with	Thickness of printed circuit board Ø (mm/in.)	Sold in lots of	Unit reference	Weight kg/lb
Electrical block (contact or light)	1.6 ± 0.2/0.063 ± 0.008	10	ZBZ010	0.008/0.018
	2.2 ± 0.2/0.087 ± 0.008	10	ZBZ011	0.008/0.018
	3.2 ± 0.2/0.126 ± 0.008	10	ZBZ012	0.008/0.018

Grounding Plate

Description	For use with	Sold in lots of	Unit reference	Weight kg/lb
Grounding plate with ground screw	Harmony XB4 metal and XALG plastic control stations	1	ZBZ110	0.017/0.037

Contact functions (1)

Contacts for standard applications

Description	Type of contact	Symbol		Sold in lots of	Unit reference	Weight kg/lb
		NO	NC			
Contact blocks	Single	1	–	5	ZBE701	0.011/0.024
		–	1	5	ZBE702	0.011/0.024

Contacts for specific applications

Application	Type of contact	Symbol		Sold in lots of	Unit reference	Weight kg/lb
		NO	NC			
Low power switching	Single	1	–	5	ZBE7016	0.012/0.026
		–	1	5	ZBE7026	0.012/0.026

Light blocks (1)

Description	Supply voltage V	Color of LED	Sold in lots of	Unit reference	Weight kg/lb
Integral LED (to combine with heads for integral LED)	24 ~ (50/60 Hz)	White	5	ZBVB17	0.004/0.009
		Green	5	ZBVB37	0.004/0.009
		Red	5	ZBVB47	0.004/0.009
		Orange	5	ZBVB57	0.004/0.009
		Blue	5	ZBVB67	0.004/0.009

Protected
LED

(1) For details of support drilling and of printed circuit board, see our website www.schneider-electric.com.


To combine with heads, see pages 16 to 44




ZBE1023



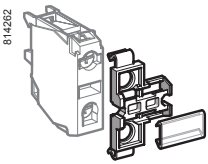
ZBE2043



ZB4BZ1043



ZBE5043



ZBZ001

Contact functions ⁽¹⁾ Faston connectors (Ø 6.35 or 2 x 2.8 mm/0.250 or 2 x 0.110 in.) (Schneider Electric anti-loosening system)


Contacts for standard applications						
Description	Type of contact			Sold in lots of	Unit reference	Weight kg/lb
Contact blocks	Single	1	–	5	ZBE1013	0.011/0.024
		–	1	5	ZBE1023	0.011/0.024
	Double	2	–	5	ZBE2033	0.020/0.044
		–	2	5	ZBE2043	0.020/0.044
		1	1	5	ZBE2053	0.020/0.044
	Single with body/fixing collar	1	–	1	ZB4BZ1013 (2)	0.053/0.117
		–	1	1	ZB4BZ1023 (2)	0.053/0.117
		2	–	1	ZB4BZ1033	0.062/0.137
		–	2	1	ZB4BZ1043	0.062/0.137
1		1	1	ZB4BZ1053	0.062/0.137	

Contacts for specific applications							
Application	Type of contact	Description			Sold in lots of	Unit reference	Weight kg/lb
Low power switching	Single	Standard	1	–	5	ZBE10163 (2)	0.012/0.026
			–	1	5	ZBE10263 (2)	0.012/0.026
		Dusty environments ⁽³⁾ (IP 5X, 50 µm dust)	1	–	5	ZBE1016P3 (2)	0.012/0.026
			–	1	5	ZBE1026P3 (2)	0.012/0.026
Staggered contacts	Single	Early make	1	–	5	ZBE2013 (2)	0.011/0.024
		Late break	–	1	5	ZBE2023 (2)	0.011/0.024
		Standard ⁽⁴⁾	1	–	1	ZBE5013	0.021/0.046
High power switching	Single	Standard ⁽⁴⁾	–	1	1	ZBE5023	0.021/0.046
			2	–	1	ZBE5033	0.033/0.073
			–	2	1	ZBE5043	0.033/0.073
			1	1	1	ZBE5053	0.033/0.073

Clip-on legend holder for electrical blocks with screw clamp terminal connections ⁽⁵⁾			
For use with	Sold in lots of	Unit reference	Weight kg/lb
Identification of an XB4B control or signaling unit	10	ZBZ001	0.001/0.002
Sheet of 50 blank legends			
Legend holder ZBZ001	10	ZBY001	0.023/0.051

- The contact blocks enable variable composition of body/contact assemblies. Maximum number of rows possible: 3. Either 3 rows of 3 single contacts or 1 row of 3 double contacts + 1 row of 3 single contacts (double contacts occupy the first 2 rows).
- To order products with screw clamp terminal connections for lugs, replace the 3 at the end of the reference with a 9. Example: ZBE1013 becomes ZBE1019.
- It is not possible to fit an additional contact block on the back of these contact blocks.
- It is not possible to use these contacts with light blocks.
- This legend holder is not compatible with high power switching contact blocks.


To combine with heads, see pages 16 to 44




ZB4BZ009




ZBE1014



ZBE1024




ZB4BZ1014



ZB4BZ1024



ZBVB14



APE1C2250

Body/fixing collar

For use with	Sold in lots of	Unit reference	Weight kg/lb
Electrical block (contact or light)	10	ZB4BZ009	0.038/0.084

Contact functions

Plug-in connector (1)

Contacts for standard applications

Description	Type of contact	Symbol		Sold in lots of	Unit reference	Weight kg/lb
		NO	NC			
Contact blocks	Single	1	–	5	ZBE1014	0.011/0.024
		–	1	5	ZBE1024	0.011/0.024
Contact blocks	Single with body/fixing collar	1	–	1	ZB4BZ1014	0.050/0.110
		–	1	1	ZB4BZ1024	0.050/0.110
		2	–	1	ZB4BZ1034	0.058/0.128
		–	2	1	ZB4BZ1044	0.058/0.128
		1	1	1	ZB4BZ1054	0.058/0.128
		1	2	1	ZB4BZ1414	0.064/0.141

Light blocks

Plug-in connector

Description	Supply voltage (V)	Color of light source	Sold in lots of	Unit reference	Weight kg/lb
Integral LED (to combine with heads for integral LED)	24 ~ (50/60 Hz)	White	5	ZBVB14	0.016/0.035
		Green	5	ZBVB34	0.016/0.035
		Red	5	ZBVB44	0.016/0.035
		Orange	5	ZBVB54	0.016/0.035
		Blue	5	ZBVB64	0.016/0.035
		Integral LED (to combine with heads for integral LED)	110...120 ~ (50/60 Hz)	White	5
Green	5			ZBVG34	0.016/0.035
Red	5			ZBVG44	0.016/0.035
Orange	5			ZBVG54	0.016/0.035
Blue	5			ZBVG64	0.016/0.035
Integral LED (to combine with heads for integral LED)	230...240 ~ (50/60 Hz)			White	5
		Green	5	ZBVM34	0.016/0.035
		Red	5	ZBVM44	0.016/0.035
		Orange	5	ZBVM54	0.016/0.035
		Blue	5	ZBVM64	0.016/0.035

Connecting cables and connector

Description	Number of connectors	Wire c.s.a. mm ² /AWG	Length Ø mm/in.	Sold in lots of	Unit reference	Weight kg/lb
Cables with connectors 2-pin, Ø 5.08 mm/0.200 in. pitch	1	0.75/19	500/19.685	8	APE1C2150	0.120/0.265
	2	0.75/19	500/19.685	8	APE1C2250	0.180/0.397
Spring terminal connector 2-pin, Ø 5.08 mm/0.200 in. pitch	–	0.2 to 0.5 /25 to 14	–	10	APE1PRE21	0.003/0.007


(1) It is not possible to fit an additional contact block on the back of these contact blocks.

Control and signaling units Ø 22

Harmony XB4, metal

Body/contact assemblies + light blocks with integral LED

To combine with:
Heads, see pages 19 to 39
Contacts, see page 48




Complete body/contact assemblies and light blocks ⁽¹⁾						
Screw clamp terminal connections (Schneider Electric anti-loosening system)						
Light source	Supply voltage V	Type of contact		Color of light source	Reference	Weight kg/lb
		NO	NC			
Direct supply						
Integral LED	24 ~ (50/60 Hz)	1	-	White	ZB4BW0B11	0.064/0.141
				Green	ZB4BW0B31	0.064/0.141
				Red	ZB4BW0B41	0.064/0.141
				Orange	ZB4BW0B51	0.064/0.141
				Blue	ZB4BW0B61	0.064/0.141
		-	1	White	ZB4BW0B12	0.064/0.141
				Green	ZB4BW0B32	0.064/0.141
				Red	ZB4BW0B42	0.064/0.141
				Orange	ZB4BW0B52	0.064/0.141
				Blue	ZB4BW0B62	0.064/0.141
	2	-	White	ZB4BW0B13	0.074/0.163	
			Green	ZB4BW0B33	0.074/0.163	
			Red	ZB4BW0B43	0.074/0.163	
			Orange	ZB4BW0B53	0.074/0.163	
			Blue	ZB4BW0B63	0.074/0.163	
	1	1	White	ZB4BW0B15	0.074/0.163	
			Green	ZB4BW0B35	0.074/0.163	
			Red	ZB4BW0B45	0.074/0.163	
			Orange	ZB4BW0B55	0.074/0.163	
			Blue	ZB4BW0B65	0.074/0.163	
110...120 ~ (50/60 Hz)	1	-	White	ZB4BW0G11	0.064/0.141	
			Green	ZB4BW0G31	0.064/0.141	
			Red	ZB4BW0G41	0.064/0.141	
			Orange	ZB4BW0G51	0.064/0.141	
			Blue	ZB4BW0G61	0.064/0.141	
	-	1	White	ZB4BW0G12	0.064/0.141	
			Green	ZB4BW0G32	0.064/0.141	
			Red	ZB4BW0G42	0.064/0.141	
			Orange	ZB4BW0G52	0.064/0.141	
			Blue	ZB4BW0G62	0.064/0.141	
2	-	White	ZB4BW0G13	0.074/0.163		
		Green	ZB4BW0G33	0.074/0.163		
		Red	ZB4BW0G43	0.074/0.163		
		Orange	ZB4BW0G53	0.074/0.163		
		Blue	ZB4BW0G63	0.074/0.163		
1	1	White	ZB4BW0G15	0.074/0.163		
		Green	ZB4BW0G35	0.074/0.163		
		Red	ZB4BW0G45	0.074/0.163		
		Orange	ZB4BW0G55	0.074/0.163		
		Blue	ZB4BW0G65	0.074/0.163		

Other versions Complete bodies with Faston connector terminals (Ø 6.35 or 2 x 2.8mm/0.250 or 2 x 0.110 in.)
Please contact our Customer Care Center.

(1) Can be fitted with additional contact blocks: see page 48.

To combine with:
 Heads, see pages 19 to 39
 Contacts, see page 48



Complete body/contact assemblies and light blocks (continued) (1)						
Screw clamp terminal connections (Schneider Electric anti-loosening system)						
Light source	Supply voltage V	Type of contact		Color of light source	Reference	Weight kg/lb
		NO	NC			
Direct supply (continued)						
Integral LED	230...240 ~ (50/60 Hz)	1	-	White	ZB4BW0M11	0.064/0.141
				Green	ZB4BW0M31	0.064/0.141
				Red	ZB4BW0M41	0.064/0.141
				Orange	ZB4BW0M51	0.064/0.141
				Blue	ZB4BW0M61	0.064/0.141
		-	1	White	ZB4BW0M12	0.064/0.141
				Green	ZB4BW0M32	0.064/0.141
				Red	ZB4BW0M42	0.064/0.141
				Orange	ZB4BW0M52	0.064/0.141
				Blue	ZB4BW0M62	0.064/0.141
		2	-	White	ZB4BW0M13	0.074/0.163
				Green	ZB4BW0M33	0.074/0.163
				Red	ZB4BW0M43	0.074/0.163
				Orange	ZB4BW0M53	0.074/0.163
				Blue	ZB4BW0M63	0.074/0.163
		1	1	White	ZB4BW0M15	0.074/0.163
				Green	ZB4BW0M35	0.074/0.163
				Red	ZB4BW0M45	0.074/0.163
				Orange	ZB4BW0M55	0.074/0.163
				Blue	ZB4BW0M65	0.074/0.163

Other versions Complete bodies with Faston connector terminals (Ø 6.35 or 2 x 2.8mm/0.250 or 2 x 0.110 in.). Please contact our Customer Care Center.

(1) Can be fitted with additional contact blocks: see page 48.

Control and signaling units Ø 22

Harmony XB4, metal

Body/light assemblies for pilot lights with integral LED

To combine with:
Heads, see page 40
Contacts, see page 48

101239



ZB4BV●●

Complete light bodies (fixing collar + light block with integral LED)

Screw clamp terminal connections (Schneider Electric anti-loosening system)

Light source	Supply voltage V	Color of light source	Reference	Weight kg/lb
Integral LED Protected LED	12 ~ (50/60 Hz)	White	ZB4BVJ1	0.054/0.119
		Green	ZB4BVJ3	0.054/0.119
		Red	ZB4BVJ4	0.054/0.119
		Orange	ZB4BVJ5	0.054/0.119
		Blue	ZB4BVJ6	0.054/0.119
		24 ~ (1) (50/60 Hz)	White	ZB4BVB1
Green	ZB4BVB3		0.054/0.119	
Red	ZB4BVB4		0.054/0.119	
Orange	ZB4BVB5		0.054/0.119	
Blue	ZB4BVB6		0.054/0.119	
24...120 ~ (50/60 Hz)	White	ZB4BVBG1	0.054/0.119	
	Green	ZB4BVBG3	0.054/0.119	
	Red	ZB4BVBG4	0.054/0.119	
	Orange	ZB4BVBG5	0.054/0.119	
	Blue	ZB4BVBG6	0.054/0.119	
110...120 ~ (1) (50/60 Hz)	White	ZB4BVG1	0.054/0.119	
	Green	ZB4BVG3	0.054/0.119	
	Red	ZB4BVG4	0.054/0.119	
	Orange	ZB4BVG5	0.054/0.119	
	Blue	ZB4BVG6	0.054/0.119	
230...240 ~ (1) (50/60 Hz)	White	ZB4BVM1	0.054/0.119	
	Green	ZB4BVM3	0.054/0.119	
	Red	ZB4BVM4	0.054/0.119	
	Orange	ZB4BVM5	0.054/0.119	
	Blue	ZB4BVM6	0.054/0.119	

(1) Complete bodies with Faston connector terminals (Ø 6.35 or 2 x 2.8mm/0.250 or 2x 0.110 in.), see page 52.

Control and signaling units Ø 22

Harmony XB4, metal

Body/light assemblies for pilot lights with integral LED

To combine with:
Heads, see page 40
Contacts, see page 48

PF112556



ZB4BVB●156

Complete light bodies with 3-terminal "test" function

(fixing collar + light block with integral LED + pre-wired block for "test light" function)

Screw clamp terminal connections (Schneider Electric anti-loosening system)

Light source	Supply voltage V	Color of light source	Reference	Weight kg/lb
Integral LED Protected LED	24 ~ (1) (50/60 Hz)	White	ZB4BVB1156	0.054/0.119
		Green	ZB4BVB3156	0.054/0.119
		Red	ZB4BVB4156	0.054/0.119
		Orange	ZB4BVB5156	0.054/0.119
		Blue	ZB4BVB6156	0.054/0.119

Complete bodies with flashing pilot light (fixing collar + light block with integral LED)

Screw clamp terminal connections (Schneider Electric anti-loosening system)

Light source	Supply voltage V	Color of light source	Reference	Weight kg/lb
Integral LED Protected LED	24 ~ (50/60 Hz)	White	ZB4BV18B1	0.054/0.119
		Green	ZB4BV18B3	0.054/0.119
		Red	ZB4BV18B4	0.054/0.119
		Orange	ZB4BV18B5	0.054/0.119
		Blue	ZB4BV18B6	0.054/0.119
		110...120 ~ (50/60 Hz)	White	ZB4BV18G1
	Green		ZB4BV18G3	0.054/0.119
	Red		ZB4BV18G4	0.054/0.119
	Orange		ZB4BV18G5	0.054/0.119
	Blue		ZB4BV18G6	0.054/0.119
	230...240 ~ (50/60 Hz)		White	ZB4BV18M1
		Green	ZB4BV18M3	0.054/0.119
Red		ZB4BV18M4	0.054/0.119	
Orange		ZB4BV18M5	0.054/0.119	
Blue		ZB4BV18M6	0.054/0.119	

(1) For a 120 or 230 V ~ supply, use complete body ZB4BVG● or ZB4BVM● with block for "test light" function type ZBZM156, see page 56 and 49.

Control and signaling units Ø 22

Harmony XB4, metal

Body/contact assemblies + light blocks with

BA 9s base fitting

To combine with:
Heads, see page 21
Contacts, see page 48

Complete body/contact assemblies and light blocks (1)
For bulb with BA 9s base fitting (incandescent, neon or LED)
Screw clamp terminal connections (Schneider Electric anti-loosening system)

Light source	Supply voltage V	Type of contact		Color of light source	Reference	Weight kg/lb
		NO	NC			

Direct supply

BA9s base fitting bulb, 2.4 W max, not included (2)	≤ 250	1	–	–	ZB4BW061	0.063/0.139
		–	1	–	ZB4BW062	0.063/0.139
		2	–	–	ZB4BW063	0.073/0.161
		1	1	–	ZB4BW065	0.073/0.161


Supply via integral transformer (1.2 VA, 6 V secondary)

BA9s base fitting incandescent bulb, included	110...120 ~ 50/60 Hz	1	–	–	ZB4BW031	0.141/0.311
		1	1	–	ZB4BW035	0.151/0.333
	230 ~ 50 Hz	1	–	–	ZB4BW041	0.141/0.311
		1	1	–	ZB4BW045	0.151/0.333
	220...240 ~ 60 Hz	1	–	–	ZB4BW051	0.141/0.311
		1	1	–	ZB4BW055	0.151/0.333


BA9s base fitting LED, included	110...120 ~ 50/60 Hz	1	1	White	ZB4BW03D15	0.151/0.333
				Green	ZB4BW03D35	0.151/0.333
				Red	ZB4BW03D45	0.151/0.333
				Orange	ZB4BW03D55	0.151/0.333
				Blue	ZB4BW03D65	0.151/0.333
	230 ~ 50 Hz	1	1	White	ZB4BW04D15	0.151/0.333
				Green	ZB4BW04D35	0.151/0.333
				Red	ZB4BW04D45	0.151/0.333
				Orange	ZB4BW04D55	0.151/0.333
				Blue	ZB4BW04D65	0.151/0.333
	220...240 ~ 60 Hz	1	1	White	ZB4BW05D15	0.152/0.335
				Green	ZB4BW05D35	0.152/0.335
				Red	ZB4BW05D45	0.152/0.335
				Orange	ZB4BW05D55	0.152/0.335
				Blue	ZB4BW05D65	0.152/0.335

Other versions Complete bodies with integral transformer incorporating Faston connector terminals (Ø 6.35 or 2 x 2.8 mm/0.250 or 2 x 0.110 in.). Please contact our Customer Care Center.

(1) Can be fitted with additional contact blocks: see page 48.
(2) Bulb to be ordered separately: see page 72.



ZB4BW06



ZB4BW05

To combine with:
Heads, see page 41
Contacts, see page 48

Light blocks

Screw clamp terminal connections (Schneider Electric anti-loosening system)

Description	Supply voltage V	Sold in lots of	Unit reference	Weight kg/lb
Direct supply for BA 9s base fitting bulb, 2.4 W max., not included (1)	≤ 250	5	ZBV6	0.016/0.035

Complete light bodies (fixing collar + light block)

For bulb with BA 9s base fitting (incandescent, neon or LED)

Screw clamp terminal connections (Schneider Electric anti-loosening system)

Light source	Supply voltage V	Color of light source	Reference	Weight kg/lb
--------------	---------------------	--------------------------	-----------	-----------------

Direct supply

BA 9s base fitting bulb, 2.4 W max, not included (1)	≤ 250	–	ZB4BV6	0.052/0.335
--	-------	---	--------	-------------

Supply via integral transformer (1.2 VA, 6 V secondary)

BA 9s base fitting incandescent bulb, included	110...120 ~ -50/60 Hz	–	ZB4BV3	0.130/0.287
	230 ~ - 50 Hz	–	ZB4BV4	0.130/0.287
	220...240 ~ - 60 Hz	–	ZB4BV5	0.131/0.289
	400 ~ - 50 Hz	–	ZB4BV8	0.128/0.282
	550...600 ~ - 60 Hz	–	ZB4BV9	0.131/0.289

BA 9s base fitting LED, included	110...120 ~ - 50/60 Hz	White	ZB4BV3D1	0.134/0.295
		Green	ZB4BV3D3	0.134/0.295
		Red	ZB4BV3D4	0.134/0.295
		Orange	ZB4BV3D5	0.134/0.295
		Blue	ZB4BV3D6	0.134/0.295

230 ~ - 50 Hz 220...240 ~ - 60 Hz	White	ZB4BV4D1	0.134/0.295
	Green	ZB4BV4D3	0.134/0.295
	Red	ZB4BV4D4	0.134/0.295
	Orange	ZB4BV4D5	0.134/0.295
	Blue	ZB4BV4D6	0.134/0.295

400 ~ - 50/60 Hz	White	ZB4BV5D1	0.134/0.295
	Green	ZB4BV5D3	0.134/0.295
	Red	ZB4BV5D4	0.134/0.295
	Orange	ZB4BV5D5	0.134/0.295
	Blue	ZB4BV5D6	0.134/0.295

Complete light bodies with 3-terminal "test" function (fixing collar + light block)

For bulb with BA 9s base fitting (incandescent, neon or LED)

Screw clamp terminal connections (Schneider Electric anti-loosening system)

Direct supply


BA 9s base fitting bulb, 2.4 W max, not included (1)	≤ 250	–	ZB4BV156	0.062/0.137
--	-------	---	----------	-------------

Other versions Complete bodies with Faston connector terminals (Ø 6.35 or 2 x 2.8 mm/0.250 or 2 x 0.110 in.), see page 52.

(1) Bulb to be ordered separately, see page 72.



ZB4BV6



ZB4BV●



ZB4BV156



PG113546

ZBA4



PG113411

ZBL2



107348

ZBA333

Pushbutton caps - unmarked

For use with	Type of push	Color	Sold in lots of	Unit reference	Weight kg/lb
ZBABA0 pushbutton heads supplied without cap	Flush	White	10	ZBA1	0.001/0.002
		Black	10	ZBA2	0.001/0.002
		Green	10	ZBA3	0.001/0.002
		Red	10	ZBA4	0.001/0.002
		Yellow	10	ZBA5	0.001/0.002
		Blue	10	ZBA6	0.001/0.002
		6 colors (1)	1	ZBA9	0.006/0.013
	Projecting	White	10	ZBL1	0.001/0.002
		Black	10	ZBL2	0.001/0.002
		Green	10	ZBL3	0.001/0.002
		Red	10	ZBL4	0.001/0.002
		Yellow	10	ZBL5	0.001/0.002
		Blue	10	ZBL6	0.001/0.002
		6 colors (1)	1	ZBL9	0.006/0.013

Pushbutton caps - marked

For use with	Type of push	Marking		Color of cap	Unit reference	Weight kg/lb
		Text	Color			
ZBABA0 pushbutton heads supplied without cap (sold in lots of 10)	Flush	I (2)	White	Green	ZBA331	0.001/0.002
			Black	White	ZBA131	0.001/0.002
		II	White	Green	ZBA336	0.001/0.002
			Black	White	ZBA136	0.001/0.002
		III	White	Green	ZBA337	0.001/0.002
			Black	White	ZBA137	0.001/0.002
		IV	White	Green	ZBA338	0.001/0.002
			Black	White	ZBL138	0.001/0.002
		START (2)	White	Green	ZBA333	0.001/0.002
			Black	White	ZBA133	0.001/0.002
		ON	White	Green	ZBA341	0.001/0.002
			Black	White	ZBA141	0.001/0.002
		MARCHE	White	Green	ZBA342	0.001/0.002
			Black	White	ZBA142	0.001/0.002
		UP (2)	Black	White	ZBA343	0.001/0.002
			White	Black	ZBA344	0.001/0.002
		DOWN (2)	White	Black	ZBA245	0.001/0.002
			Black	White	ZBA145	0.001/0.002
		⤴ (2)	White	Black	ZBA335	0.001/0.002
			Black	White	ZBA334	0.001/0.002
		O (2)	White	Red	ZBA432	0.001/0.002
			Black	White	ZBA232	0.001/0.002
		ARRET	White	Red	ZBA433	0.001/0.002
			Black	White	ZBA233	0.001/0.002
		STOP (2)	White	Red	ZBA434	0.001/0.002
			Black	White	ZBA234	0.001/0.002
		OFF	White	Red	ZBA435	0.001/0.002
			Black	White	ZBA235	0.001/0.002
		⚠	White	Green	ZBA346	0.001/0.002
			Black	White	ZBA236	0.001/0.002
		R (2)	White	Blue	ZBA639	0.001/0.002
			Black	White	ZBA237	0.001/0.002
		+	White	Black	ZBA2934	0.001/0.002
			Black	White	ZBA2935	0.001/0.002
		-	White	Black	ZBA2935	0.001/0.002
			Black	White	ZBA2936	0.001/0.002

(1) Set of 6 different colored caps: white, black, green, red, yellow, and blue.

(2) Double injection moulded marking.

(3) Can be clipped-in at 90° steps, through 360°.

107360



ZBP0

Transparent boots for pushbuttons (1)

Description	For use with XB4 metal pushbuttons	Sold in lots of	Unit reference	Weight kg/lb
Single boots (2)	Flush with circular head	10	ZBPA	0.002/0.004
	Projecting with circular head and push-push version	10	ZBP0	0.002/0.004
	Flush or projecting with circular head for food industry applications	10	ZBP0A	0.002/0.004

Colored boots

Description	Color	For use with	Sold in lots of	Unit reference	Weight kg/lb
Colored boots (can be replaced without dismantling the head)	White	ZB4BP1S	10	ZBP011	0.003/0.007
	Black	ZB4BP2S	10	ZBP012	0.003/0.007
	Green	ZB4BP3S	10	ZBP013	0.003/0.007
	Red	ZB4BP4S	10	ZBP014	0.003/0.007
	Yellow	ZB4BP5S	10	ZBP015	0.003/0.007
	Blue	ZB4BP6S	10	ZBP016	0.003/0.007
Clear membrane	Transparent	ZB4BP83	10	ZBP017	0.003/0.007

Lens caps

For use with	Color	Sold in lots of	Unit reference	Weight kg/lb
--------------	-------	-----------------	----------------	--------------

Lens caps for light sources with integral LED

Pilot lights	White	10	ZBV0113	0.002/0.004
	Green	10	ZBV0133	0.002/0.004
	Red	10	ZBV0143	0.002/0.004
	Orange	10	ZBV0153	0.002/0.004
	Blue	10	ZBV0163	0.002/0.004
	5 different colored grooved lenses (3)	10	ZBV0103S	0.010/0.022

Illuminated pushbuttons, with flush push	White	10	ZBW9113	0.002/0.004
	Green	10	ZBW9133	0.002/0.004
	Red	10	ZBW9143	0.002/0.004
	Orange	10	ZBW9153	0.002/0.004
	Blue	10	ZBW9163	0.002/0.004

Illuminated pushbuttons, with projecting push	White	10	ZBW9313	0.002/0.004
	Green	10	ZBW9333	0.002/0.004
	Red	10	ZBW9343	0.002/0.004
	Orange	10	ZBW9353	0.002/0.004
	Blue	10	ZBW9363	0.002/0.004

Lens caps for light sources with BA 9s base fitting

Pilot lights	White	10	ZBV011	0.002/0.004
	Green	10	ZBV013	0.002/0.004
	Red	10	ZBV014	0.002/0.004
	Orange	10	ZBV015	0.002/0.004
	Blue	10	ZBV016	0.002/0.004
	Clear	10	ZBV017	0.002/0.004

Illuminated pushbuttons, with flush push	White	10	ZBW911	0.002/0.004
	Green	10	ZBW913	0.002/0.004
	Red	10	ZBW914	0.002/0.004
	Orange	10	ZBW915	0.002/0.004
	Blue	10	ZBW916	0.002/0.004
	Clear	10	ZBW917	0.002/0.004

Illuminated pushbuttons, with projecting push	White	10	ZBW931	0.002/0.004
	Green	10	ZBW933	0.002/0.004
	Red	10	ZBW934	0.002/0.004
	Orange	10	ZBW935	0.002/0.004
	Blue	10	ZBW936	0.002/0.004
	Clear	10	ZBW937	0.002/0.004

(1) Boots for multiple-headed pushbuttons: see page 25.

(2) Permissible panel thickness 1 to 5 mm/0.039 to 0.197 in., cannot be used with legend holders.


(3) Clear, green, red, orange, or blue.

PG113818



ZBV0153

PG113819



ZBV016

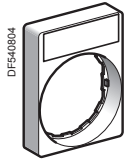
Control and signaling units Ø 22

Harmony XB4 metal

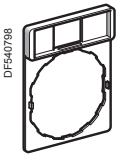
8 x 27 mm legends with 30 x 40 mm legend holders



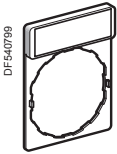
ZBZ34



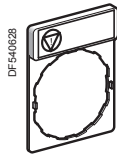
ZBYH101



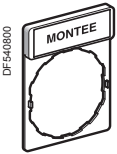
ZBZ32



ZBY101



ZBY4140




ZBY2107

30 x 40 mm legend holders (flush mounting with bezel) for 8 x 27 mm legends ⁽¹⁾

Description	Legend		Sold in lots of	Unit reference	Weight kg/lb
	Color	Marking			
Without legend	–	–	10	ZBZ34	0.003/0.007
With blank legend	Black or Red background	–	10	ZBY2H101	0.004/0.009
	White or Yellow background	–	10	ZBY4H101	0.004/0.009

Standard 30 x 40 mm legend holders for 8 x 27 mm legends ⁽¹⁾

Description	Legend		Sold in lots of	Unit reference	Weight kg/lb		
	Color	Marking					
Without legend	–	–	10	ZBZ32	0.001/0.002		
With blank legend (for engraving)	Black or Red background	–	10	ZBY2101	0.002/0.004		
	White or Yellow background	–	10	ZBY4101	0.002/0.004		
With 8 x 27 mm /0.315 x 1.063 in. legend (with International marking)	Black or Red background (2)	O (Black background)	10	ZBY2146	0.002/0.004		
		O (Red background)	10	ZBY2931	0.002/0.004		
		I	10	ZBY2147	0.002/0.004		
		II	10	ZBY2148	0.002/0.004		
		O-I	10	ZBY2178	0.002/0.004		
		I-II	10	ZBY2179	0.002/0.004		
		I-O-II	10	ZBY2186	0.002/0.004		
		AUTO	10	ZBY2115	0.002/0.004		
		STOP	10	ZBY2304	0.002/0.004		
		Yellow background		10	ZBY4140 (3)	0.002/0.004	
		With 8 x 27 mm /0.315 x 1.063 in. legend (with French language marking)	Black or red background (2)	ARRET (Red background)	10	ZBY2104	0.002/0.004
				ARRET (Black background)	10	ZBY0104	0.002/0.004
				ARRET GENERAL	10	ZBY2129	0.002/0.004
				ARRET REARMEMENT	10	ZBY2133	0.002/0.004
ARRET-MARCHE	10			ZBY2166	0.002/0.004		
ARRIERE	10			ZBY2106	0.002/0.004		
AUTO CYCLE-CYCLE	10			ZBY2198	0.002/0.004		
AUTO CYCLE-MAIN	10			ZBY2199	0.002/0.004		
AUTO-MAIN	10			ZBY2164	0.002/0.004		
AUTO-O-MAIN	10			ZBY2185	0.002/0.004		
AVANT	10			ZBY2105	0.002/0.004		
AVANT-O-ARRIERE	10			ZBY2184	0.002/0.004		
C-P-C-NORMAL	10			ZBY2165	0.002/0.004		
CYCLE-MAIN	10			ZBY2197	0.002/0.004		
DECLenchement	10	ZBY2132	0.002/0.004				
DEFAUT (Black background)	10	ZBY2134	0.002/0.004				
DEFAUT (Red background)	10	ZBY2135	0.002/0.004				
DEPART CYCLE	10	ZBY2195	0.002/0.004				
DESCENTE	10	ZBY2108	0.002/0.004				
DROITE	10	ZBY2109	0.002/0.004				
ENCLenchement	10	ZBY2131	0.002/0.004				
EN SERVICE	10	ZBY2111	0.002/0.004				
FERMETURE	10	ZBY2114	0.002/0.004				
GAUCHE	10	ZBY2110	0.002/0.004				
HORS SERVICE	10	ZBY2112	0.002/0.004				
HORS-EN	10	ZBY2167	0.002/0.004				
LENT	10	ZBY2127	0.002/0.004				
MAIN	10	ZBY2116	0.002/0.004				
MARCHE	10	ZBY2103	0.002/0.004				
MONTEE	10	ZBY2107	0.002/0.004				
OUVERTURE	10	ZBY2113	0.002/0.004				
PHASE / PHASE	10	ZBY2196	0.002/0.004				
REARMEMENT (Red background)	10	ZBY2123	0.002/0.004				
REARMEMENT (Black background)	10	ZBY0123	0.002/0.004				
SOUS TENSION	10	ZBY2126	0.002/0.004				
VITE	10	ZBY2128	0.002/0.004				
Red background	ARRET D'URGENCE	10	ZBY2130 (3)	0.002/0.004			

(1) For legends, see pages 64 to 66.

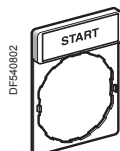
(2) "Start" functions: White letters on Black background. "Stop" functions: White letters on Red background (unless otherwise specified above).

(3) For complying with EN/ISO 13850 standard, paragraph 4.4.6., Emergency stop function logo  has been added.

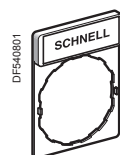
Control and signaling units Ø 22

Harmony XB4 metal

8 x 27 mm legends with 30 x 40 mm legend holders



ZBY2303




ZBY2228

Standard 30 x 40 mm legend holders with 8 x 27 mm legends (continued)							
Description	Legend		Sold in lots of	Unit Reference	Weight kg/lb		
	Color	Marking					
With legend (with English language marking)	Black or Red background (1)	AUTO-HAND	10	ZBY2364	0.002/0.004		
		AUTO-O-HAND	10	ZBY2385	0.002/0.004		
		CLOSE	10	ZBY2314	0.002/0.004		
		DOWN	10	ZBY2308	0.002/0.004		
		FAST	10	ZBY2328	0.002/0.004		
		FORWARD	10	ZBY2305	0.002/0.004		
		HAND	10	ZBY2316	0.002/0.004		
		HAND-OFF-AUTO	10	ZBY2387	0.002/0.004		
		INCH	10	ZBY2321	0.002/0.004		
		LEFT	10	ZBY2310	0.002/0.004		
		OFF	10	ZBY2312	0.002/0.004		
		OFF-ON	10	ZBY2367	0.002/0.004		
		ON	10	ZBY2311	0.002/0.004		
		OPEN	10	ZBY2313	0.002/0.004		
		POWER ON	10	ZBY2326	0.002/0.004		
		RESET (Red background)	10	ZBY2323	0.002/0.004		
		RESET (Black background)	10	ZBY2322	0.002/0.004		
		REVERSE	10	ZBY2306	0.002/0.004		
		RIGHT	10	ZBY2309	0.002/0.004		
		RUN	10	ZBY2334	0.002/0.004		
		SLOW	10	ZBY2327	0.002/0.004		
		START	10	ZBY2303	0.002/0.004		
		STOP-START	10	ZBY2366	0.002/0.004		
		UP	10	ZBY2307	0.002/0.004		
			Red background	EMERGENCY STOP	10	ZBY2330 (2)	0.002/0.004
		With legend (with German language marking)	Black or red background (1)	AB	10	ZBY2208	0.002/0.004
AUF	10			ZBY2207	0.002/0.004		
AUS	10			ZBY2204	0.002/0.004		
AUS-EIN	10			ZBY2266	0.002/0.004		
AUS-IN BETRIEB	10			ZBY2267	0.002/0.004		
AUS-RÜCKSTELLUNG	10			ZBY2233	0.002/0.004		
AUSSCHALTEN	10			ZBY2232	0.002/0.004		
AUTO-HAND	10			ZBY2364	0.002/0.004		
AUTO-O-HAND	10			ZBY2385	0.002/0.004		
AUTOZYKL-HAND	10			ZBY2299	0.002/0.004		
AUTOZYKL- 1 ZYKL	10			ZBY2298	0.002/0.004		
C-P-C-NORMAL	10			ZBY2265	0.002/0.004		
EIN	10			ZBY2203	0.002/0.004		
EINSCHALTEN	10			ZBY2231	0.002/0.004		
HAND	10			ZBY2316	0.002/0.004		
LANGSAM	10			ZBY2227	0.002/0.004		
LINKS	10			ZBY2210	0.002/0.004		
NOT-AUS (Red background)	10			ZBY2230	0.002/0.004		
ÖFFNEN	10			ZBY2213	0.002/0.004		
RECHTS	10			ZBY2209	0.002/0.004		
RÜCKSTELLUNG	10			ZBY2223	0.002/0.004		
SCHLIESSEN	10			ZBY2214	0.002/0.004		
SCHNELL	10			ZBY2228	0.002/0.004		
SPANNUNG EIN	10			ZBY2226	0.002/0.004		
STEUERUNG AUS	10			ZBY2212	0.002/0.004		
STEUERUNG EIN	10			ZBY2211	0.002/0.004		
STÖRUNG (Black background)	10			ZBY2234	0.002/0.004		
STÖRUNG (Red background)	10			ZBY2235	0.002/0.004		
VOR	10			ZBY2205	0.002/0.004		
VOR-O-ZURÜCK	10			ZBY2284	0.002/0.004		
ZURÜCK	10			ZBY2206	0.002/0.004		
ZYKLUS-HAND	10			ZBY2297	0.002/0.004		
ZYKLUSSTART	10			ZBY2295	0.002/0.004		
	Red background			NOT-HALT	10	ZBY2229 (2)	0.002/0.004
	Yellow background	NOT-HALT	10	ZBY22420001 (2)	0.002/0.004		

(1) "Start" functions: White letters on Black background. "Stop" functions: White letters on Red background (unless otherwise specified above).

(2) For complying with EN/ISO 13850 standard, paragraph 4.4.6., Emergency stop function logo  has been added.

8 x 27 mm marked legends (for 30 x 40 mm legend holders ZBZ32 and ZBZ34)							
Language	Color of background	Marking	Sold in lots of	Unit Reference	Weight kg/lb		
Without	Black or Red	–	10	ZBY0101	0.001/0.002		
	White or Yellow	–	10	ZBY0102	0.001/0.002		
International	Black or Red (1)	O (Black background)	10	ZBY02146	0.001/0.002		
		O (Red background)	10	ZBY02931	0.001/0.002		
		I	10	ZBY02147	0.001/0.002		
		II	10	ZBY02148	0.001/0.002		
		O-I	10	ZBY02178	0.001/0.002		
		I-II	10	ZBY02179	0.001/0.002		
		I-O-II	10	ZBY02186	0.001/0.002		
		AUTO	10	ZBY02115	0.001/0.002		
		STOP	10	ZBY02304	0.001/0.002		
		Yellow		10	ZBY0140 (2)	0.001/0.002	
		French	Black or Red (1)	ARRET (Red background)	10	ZBY02104	0.001/0.002
ARRET (Black background)	10			ZBY00104	0.001/0.002		
ARRET GENERAL	10			ZBY02129	0.001/0.002		
ARRET REARMEMENT	10			ZBY02133	0.001/0.002		
ARRET-MARCHE	10			ZBY02166	0.001/0.002		
ARRIERE	10			ZBY02106	0.001/0.002		
AUTO CYCLE-CYCLE	10			ZBY02198	0.001/0.002		
AUTO CYCLE-MAIN	10			ZBY02199	0.001/0.002		
AUTO-MAIN	10			ZBY02164	0.001/0.002		
AUTO-O-MAIN	10			ZBY02185	0.001/0.002		
AVANT	10			ZBY02105	0.001/0.002		
AVANT-O-ARRIERE	10			ZBY02184	0.001/0.002		
C-P-C-NORMAL	10			ZBY02165	0.001/0.002		
CYCLE-MAIN	10			ZBY02197	0.001/0.002		
DECLENCHEMENT	10			ZBY02132	0.001/0.002		
DEFAUT (Black background)	10			ZBY02134	0.001/0.002		
DEFAUT (Red background)	10			ZBY02135	0.001/0.002		
DEPART CYCLE	10			ZBY02195	0.001/0.002		
DESCENTE	10			ZBY02108	0.001/0.002		
DROITE	10			ZBY02109	0.001/0.002		
ENCLENCHEMENT	10			ZBY02131	0.001/0.002		
EN SERVICE	10			ZBY02111	0.001/0.002		
FERMETURE	10			ZBY02114	0.001/0.002		
GAUCHE	10			ZBY02110	0.001/0.002		
HORS SERVICE	10			ZBY02112	0.001/0.002		
HORS-EN	10			ZBY02167	0.001/0.002		
LENT	10			ZBY02127	0.001/0.002		
MAIN	10			ZBY02116	0.001/0.002		
MARCHE	10			ZBY02103	0.001/0.002		
MONTEE	10			ZBY02107	0.001/0.002		
OUVERTURE	10			ZBY02113	0.001/0.002		
PHASE / PHASE	10			ZBY02196	0.001/0.002		
REARMEMENT (Red background)	10			ZBY02123	0.001/0.002		
REARMEMENT (Black background)	10			ZBY00123	0.001/0.002		
SOUS TENSION	10			ZBY02126	0.001/0.002		
VITE	10			ZBY02128	0.001/0.002		
Red	ARRET D'URGENCE				10	ZBY02130 (2)	0.001/0.002

(1) "Start" functions: White letters on Black background. "Stop" functions: White letters on Red background (unless otherwise specified above)

(2) For complying with EN/ISO 13850 standard, paragraph 4.4.6., Emergency stop function logo  has been added.

DC121191



ZBY02178

DF540629



ZBY0140

DC121117



ZBY02104

8 x 27 mm marked legends (for 30 x 40 mm legend holders ZBZ32 and ZBZ34) (continued)					
Language	Color of background	Marking	Sold in lots of	Unit Reference	Weight kg/lb
English	Black or Red (1)	AUTO-HAND	10	ZBY02364	0.001/0.002
		AUTO-O-HAND	10	ZBY02385	0.001/0.002
		CLOSE	10	ZBY02314	0.001/0.002
		DOWN	10	ZBY02308	0.001/0.002
		FAST	10	ZBY02328	0.001/0.002
		FORWARD	10	ZBY02305	0.001/0.002
		HAND	10	ZBY02316	0.001/0.002
		HAND-OFF-AUTO	10	ZBY02387	0.001/0.002
		INCH	10	ZBY02321	0.001/0.002
		LEFT	10	ZBY02310	0.001/0.002
		OFF	10	ZBY02312	0.001/0.002
		OFF-ON	10	ZBY02367	0.001/0.002
		ON	10	ZBY02311	0.001/0.002
		OPEN	10	ZBY02313	0.001/0.002
		POWER ON	10	ZBY02326	0.001/0.002
		RESET (Red background)	10	ZBY02323	0.001/0.002
		RESET (Black background)	10	ZBY02322	0.001/0.002
		REVERSE	10	ZBY02306	0.001/0.002
		RIGHT	10	ZBY02309	0.001/0.002
		RUN	10	ZBY02334	0.001/0.002
		SLOW	10	ZBY02327	0.001/0.002
		START	10	ZBY02303	0.001/0.002
		STOP-START	10	ZBY02366	0.001/0.002
UP	10	ZBY02307	0.001/0.002		
	Red	EMERGENCY STOP	10	ZBY02330 (2)	0.001/0.002

(1) "Start" functions: White letters on Black background. "Stop" functions: White letters on Red background (unless otherwise specified above).

(2) For complying with EN/ISO 13850 standard, paragraph 4.4.6., Emergency stop function logo  has been added.

DG121279

START

ZBY02303

Control and signaling units Ø 22

Harmony XB4 metal

Legends 8 x 27 mm

8 x 27 mm marked legends (for 30 x 40 mm legend holders ZBZ32 and ZBZ34) (continued)

Language	Color of background	Marking	Sold in lots of	Unit Reference	Weight kg/lb
German	Black or Red (1)	AB	10	ZBY02208	0.001/0.002
		AUF	10	ZBY02207	0.001/0.002
		AUS	10	ZBY02204	0.001/0.002
		AUS-EIN	10	ZBY02266	0.001/0.002
		AUS-IN BETRIEB	10	ZBY02267	0.001/0.002
		AUS-RÜCKSTELLUNG	10	ZBY02233	0.001/0.002
		AUSSCHALTEN	10	ZBY02232	0.001/0.002
		AUTO-HAND	10	ZBY02364	0.001/0.002
		AUTO-O-HAND	10	ZBY02385	0.001/0.002
		AUTOZYKL-HAND	10	ZBY02299	0.001/0.002
		AUTOZYKL- 1 ZYKL	10	ZBY02298	0.001/0.002
		C-P-C-NORMAL	10	ZBY02265	0.001/0.002
		EIN	10	ZBY02203	0.001/0.002
		EINSCHALTEN	10	ZBY02231	0.001/0.002
		HAND	10	ZBY02316	0.001/0.002
		LANGSAM	10	ZBY02227	0.001/0.002
		LINKS	10	ZBY02210	0.001/0.002
		NOT-AUS (Red background)	10	ZBY02230	0.001/0.002
		ÖFFNEN	10	ZBY02213	0.001/0.002
		RECHTS	10	ZBY02209	0.001/0.002
		RÜCKSTELLUNG	10	ZBY02223	0.001/0.002
		SCHLIESSEN	10	ZBY02214	0.001/0.002
		SCHNELL	10	ZBY02228	0.001/0.002
		SPANNUNG EIN	10	ZBY02226	0.001/0.002
		STEUERUNG AUS	10	ZBY02212	0.001/0.002
		STEUERUNG EIN	10	ZBY02211	0.001/0.002
		STÖRUNG (Black background)	10	ZBY02234	0.001/0.002
		STÖRUNG (Red background)	10	ZBY02235	0.001/0.002
		VOR	10	ZBY02205	0.001/0.002
		VOR-O-ZURÜCK	10	ZBY02284	0.001/0.002
		ZURÜCK	10	ZBY02206	0.001/0.002
		ZYKLUS-HAND	10	ZBY02297	0.001/0.002
		ZYKLUSSTART	10	ZBY02295	0.001/0.002
		Red		NOT-HALT	10
Yellow		NOT-HALT	10	ZBY022420001 (2)	0.001/0.002

Sheets of peel-off legends (with backing board and protective transparent cover)

Description	For use with	Sold in lots of	Unit reference	Weight kg/lb
Sheet of 76 legends Ø 8 x 27 mm/0.315 x 1.063 in.	Ø 30 x 40 mm/1.181 x 1.575 in. legend holder ZBZ32 and ZBZ34	10	ZBY4100	0.043/0.095

(1) "Start" functions: White letters on Black background. "Stop" functions: White letters on Red background (unless otherwise specified above).


(2) For complying with EN/ISO 13850 standard, paragraph 4.4.6., Emergency stop function logo  has been added.

DG121284

SCHNELL

ZBY02228

814309



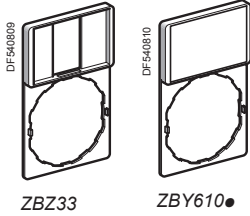
ZBY4100

Control and signaling units Ø 22

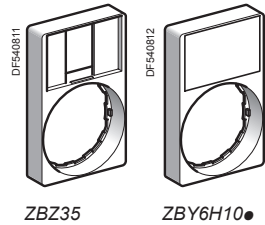
Harmony XB4 metal

Legend holders for 18 x 27 mm legends

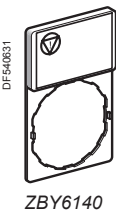
18 x 27 mm legends for engraving or printing



Standard 30 x 50 mm legend holders for 18 x 27 mm legends				
Description	Color of background	Sold in lots of	Unit reference	Weight kg/lb
Without legend	–	10	ZBZ33	0.001/0.002
With blank legend	Black or Red	10	ZBY6101	0.002/0.004
	White or Yellow	10	ZBY6102	0.002/0.004
	Yellow	10	ZBY6140 (1)	0.002/0.004



30 x 50 mm legend holder (flush mounting with bezel) for 18 x 27 mm legends				
Description	Color of background	Sold in lots of	Unit reference	Weight kg/lb
Without legend	–	10	ZBZ35	0.003/0.007
With blank legend	Black or Red	10	ZBY6H101	0.004/0.009
	White or Yellow	10	ZBY6H102	0.004/0.009



18 x 27 mm legends for engraving (for 30 x 50 mm legend-holders)					
Description	Language	Marking	Sold in lots of	Unit reference	Weight kg/lb
Black or Red background	–	Without	10	ZBY5101	0.001/0.002
White or Yellow background	–	Without	10	ZBY5102	0.001/0.002
Yellow background	International		10	ZBY6140 (1)	0.001/0.002
	French	ARRET D'URGENCE	10	ZBY55130 (1)	0.001/0.002
	English	EMERGENCY STOP	10	ZBY55330 (1)	0.001/0.002

Sheets of peel-off legends (with backing board and protective transparent cover)				
Description	For use with	Sold in lots of	Unit reference	Weight kg/lb
Sheet of 40 Ø 18 x 27 mm 10.709 x 1.063 in. legends	Ø 30 x 50 mm/1.181 x 1.968 in. legend holder ZBZ33 and ZBZ35	10	ZBY5100	0.044/0.097

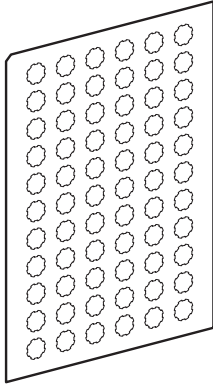
(1) For complying with EN/ISO 13850 standard, paragraph 4.4.6., Emergency stop function logo has been added.

Control and signaling units Ø 22

Harmony XB4 metal

Legends, for insertion, for printing, pre-printed,
circular legends

DF540813



ZBY1101

Legends for XB4B pushbuttons, illuminated pushbuttons and pilot lights

Description	Language	Marking	Sold in lots of	Unit reference	Weight kg/lb
Sheets of 66 circular peel-off, transparent, self-adhesive legends	–	Without	10	ZBY1101	0.017/0.037
Strips of 66 circular peel-off, transparent, self-adhesive legends	International	O	10	ZBY1146	0.017/0.037
		I	10	ZBY1147	0.017/0.037
		II	10	ZBY1148	0.017/0.037
		III	10	ZBY1149	0.017/0.037
		STOP	10	ZBY1304	0.017/0.037
		↑	10	ZBY1912	0.017/0.037
		French	ARRET	10	ZBY1104
	ARRIERE		10	ZBY1106	0.017/0.037
	AUTO		10	ZBY1115	0.017/0.037
	AVANT		10	ZBY1105	0.017/0.037
	DESCENTE		10	ZBY1108	0.017/0.037
	MAIN		10	ZBY1116	0.017/0.037
	MARCHE		10	ZBY1103	0.017/0.037
	English	MONTEE	10	ZBY1107	0.017/0.037
		HAND	10	ZBY1316	0.017/0.037
		OFF	10	ZBY1312	0.017/0.037
		ON	10	ZBY1311	0.017/0.037
	German	START	10	ZBY1303	0.017/0.037
		AB	10	ZBY1208	0.017/0.037
AUF		10	ZBY1207	0.017/0.037	
AUS		10	ZBY1204	0.017/0.037	
EIN		10	ZBY1203	0.017/0.037	
Sheets of circular peel-off, transparent, self adhesive legends	ZU	10	ZBY1214	0.017/0.037	
	IEC Symbol(1)	10	ZBYIEC60417N1	0.017/0.037	
	ISO Symbol(1)	10	ZBYISO7000N1	0.017/0.037	
	Free Text (1)	10	ZBYTEXT1	0.017/0.037	

(1) For IEC, ISO symbols or free text, please contact our Customer Care Center

Control and signaling units Ø 22

Harmony XB4 metal

Legends, for insertion, for printing, pre-printed,
circular legends

Bellows for harsh environment

Circular yellow legends for mushroom head pushbuttons

Used for "Emergency stop" function (1)


Diameter mm/in.	Conforming to standards	Marking on Yellow background	Sold in lots of	Unit Reference	Weight kg/lb
Ø 60 mm/2.362 in.	EN/IEC 60204-1	-	5	ZBY9121	0.007/0.015
		EMERGENCY STOP	5	ZBY9320	0.007/0.015
		ARRET D'URGENCE	5	ZBY9120	0.007/0.015
		NOT-HALT	5	ZBY9220	0.007/0.015
		PARADA DE EMERGENCIA	5	ZBY9420	0.007/0.015
		ARRESTO DI EMERGENZA	5	ZBY9620	0.007/0.015
90/3.543	EN/IEC 60204-1 and EN/ISO 13850	-	10	ZBY8140	0.008/0.018
		ARRET D'URGENCE	10	ZBY8130	0.008/0.018
		EMERGENCY STOP	10	ZBY8330	0.008/0.018
		NOT-HALT	10	ZBY8230	0.008/0.018
		PARADA DE EMERGENCIA	10	ZBY8430	0.008/0.018
		ARRESTO DE EMERGENZA	10	ZBY8630	0.008/0.018

Used for "Emergency switching off" function

60/2.362	EN/IEC 60204-1	-	10	ZBY9101	0.004/0.009
		COUPURE D'URGENCE	10	ZBY9160	0.004/0.009
		EMERGENCY SWITCHING OFF	10	ZBY9360	0.004/0.009
		NOT-AUS	10	ZBY9260	0.004/0.009
		DESCONEXION DE EMERGENCIA	10	ZBY9460	0.004/0.009
		INTERRUZIONE DI EMERGENZA	10	ZBY9660	0.004/0.009
90/3.543	EN/IEC 60204-1	-	10	ZBY8101	0.008/0.018
		COUPURE D'URGENCE	10	ZBY8160	0.008/0.018
		EMERGENCY SWITCHING OFF	10	ZBY8360	0.008/0.018
		NOT-AUS	10	ZBY8260	0.008/0.018
		DESCONEXION DE EMERGENCIA	10	ZBY8460	0.008/0.018
		INTERRUZIONE DI EMERGENZA	10	ZBY8660	0.008/0.018

Bellows for harsh environment

For use in	Material	Color	Sold in lots of	Reference	Weight kg/lb
Environment subject to humidity, dust, high pressure cleaning, etc.	Silicone	Red	2	ZBZ48	0.009/0.020


(1) For complying with EN/ISO 13850 standard, paragraph 4.4.6., Emergency stop function logo  has been added.

PF131620



ZBY9320

PF140234

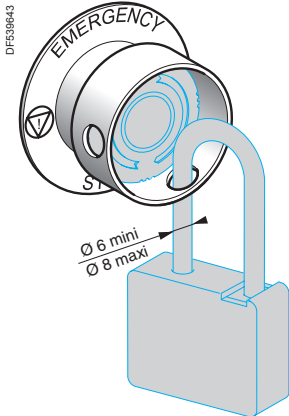


ZBY9360

107361



ZBZ48



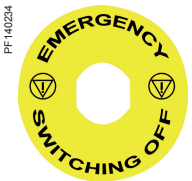
ZBZ3605

Accessories for mushroom head pushbuttons

Description	Exclusive use with the following Ø 40 mm/1.575 in. trigger action pushbuttons	Color	Reference	Weight kg/lb
Padlocking kit (1) (2) For Emergency stop (3) and Emergency switching off function (4), (padlockable)	XB4BS844●, XB4BS9445, ZB4BS844, ZB4BS944●.	Yellow	ZBZ3605	0.045/0.099



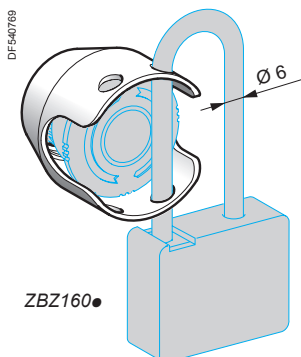
ZBY9330T



ZBY9360T

Description	Marking	Color	Sold in lots of	Reference	Weight kg/lb
Ø 60 mm/2.362 in. legend for padlocking device ZBZ3605 For Emergency stop function (3)	Without	Yellow	10	ZBY9140T	0.004/0.009
	ARRET D'URGENCE	Yellow	10	ZBY9130T	0.004/0.009
	EMERGENCY STOP	Yellow	10	ZBY9330T	0.004/0.009
	NOT-HALT	Yellow	10	ZBY9230T	0.004/0.009
Ø 60 mm/2.362 in. legend for padlocking device ZBY9360T For Emergency switching off function (4)	Without	Yellow	10	ZBY9101T	0.004/0.009
	COUPURE D'URGENCE	Yellow	10	ZBY9160T	0.004/0.009
	EMERGENCY SWITCHING OFF	Yellow	10	ZBY9360T	0.004/0.009
	NOT-AUS	Yellow	10	ZBY9260T	0.004/0.009

- (1) Standard circular legends are not compatible with this product. Use special legends ZBY9●●●T.
- (2) No isolation function is possible when this guard is fitted.
- (3) For conformity with standards EN/IEC 60204-1 and EN/ISO 13850.
- (4) For conformity with standard EN/IEC 60204-1.



ZBZ160●

Accessories for mushroom head pushbuttons

Description	Exclusive use with the following Ø 40 mm/1.575 in. trigger action pushbuttons	Color	Reference	Weight kg/lb
Metal guards For Emergency stop and Emergency switching off function Padlockable (1)	XB4BT8●, XB4BS8●, XB4BS9●, ZB4BT8●, ZB4BS8●, ZB4BS9●.	Chromium plated	ZBZ1600	0.046/0.101
		Black	ZBZ1602	0.046/0.101
		Red	ZBZ1604	0.046/0.101
		Yellow	ZBZ1605	0.046/0.101
		Blue	ZBZ1606	0.046/0.101



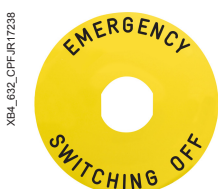
ZBZ1605

Circular yellow legends for metal guard ZBZ16●●

Description	Marking	Color	Sold in lots of	Reference	Weight kg/lb
for Emergency stop function					
Ø 60 mm/2.362 in. legend for metal guard ZBZ16●●	Without	Yellow	10	ZBY9140M	0.004/0.009
	ARRET D'URGENCE	Yellow	10	ZBY9130M	0.004/0.009
	EMERGENCY STOP	Yellow	10	ZBY9330M	0.004/0.009
	NOT-HALT	Yellow	10	ZBY9230M	0.004/0.009
	PARADA DE EMERGENZA	Yellow	10	ZBY9430M	0.004/0.009
	NOODSTOP	Yellow	10	ZBY9530M	0.004/0.009
	ARRESTO DI EMERGENZA	Yellow	10	ZBY9630M	0.004/0.009
	NODSTOPP	Yellow	10	ZBY9730M	0.004/0.009
	NODSTOP	Yellow	10	ZBY9830M	0.004/0.009
for Emergency switching off function					
Ø 60 mm/2.362 in. legend for metal guard ZBZ16●●	Without	Yellow	10	ZBY9101M	0.004/0.009
	COUPURE D'URGENCE	Yellow	10	ZBY9160M	0.004/0.009
	EMERGENCY SWITCHING OFF	Yellow	10	ZBY9360M	0.004/0.009
	NOT-AUS	Yellow	10	ZBY9260M	0.004/0.009
	DESCONEXION DE EMERGENCIA	Yellow	10	ZBY9460M	0.004/0.009
	INTERRUZIONE DI EMERGENZA	Yellow	10	ZBY9660M	0.004/0.009



ZBY9330M




ZBY9360M

(1) No isolation function is possible when this guard is fitted.



XB5_633_CP0DA2016213
ZBZ2102




XB4_632_CP0DA2016616
ZB4BZ1905



ZB4BZ2005
ZB4BZ2005



107353
ZB4BZ64



DF524008
ZBZ58

Other accessories

Description	For use with	Color	Reference	Weight kg/lb
Plastic guard	Selector switches and key switches	Black	ZBZ2102	0.005/0.011
	Emergency stop and Emergency switching off function	Yellow	Round guard 2.5 in./ 63.5 mm	ZB4BZ1905 0.005/0.011
		Yellow	Round guard 3.0 in./ 76.2 mm	ZB4BZ2105 0.005/0.011
Padlockable flaps	Pushbuttons	Black	ZB4BZ62	0.076/0.168
		Red	ZB4BZ64	0.076/0.168
		Yellow	ZB4BZ65	0.076/0.168
		Blue	ZB4BZ66	0.076/0.168

Description	Material	For use with	Color	Sold in lots of	Unit reference	Weight kg/lb
Bellows seals for harsh environments (environments subject to humidity, dust, high-pressure cleaning, etc.) (1)	Silicone	Other functions	Black	2	ZBZ28	0.009/0.020
		Emergency stop/ Switching off function	Yellow	2	ZBZ58	0.009/0.020

(1) Only when mounted on control stations. Use legends **ZBY9●●●T**.




ZB4SZ3



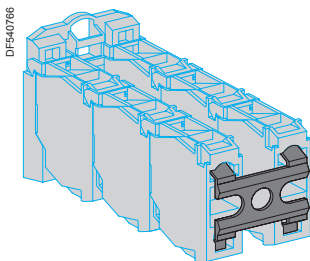
ZB4BZ007



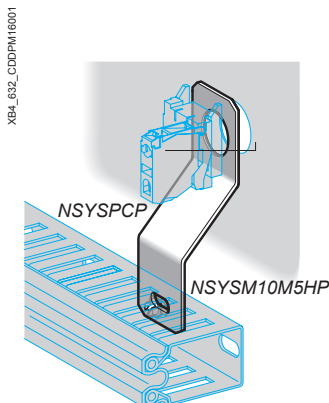
ZBSP2



ZB4BZ021



ZBZ007



Other accessories (continued)

Description	For use with	Color	Sold in lots of	Unit reference	Weight kg/lb
Metal circular blanking plug (1)	Ø 22 mm/0.866 in. control and signaling units	Chromium plated	10	ZB4SZ3	0.023/0.051
		Black	10	ZB4SZ37	0.023/0.051
Plastic blanking plug (with fixing nut)	Ø 22 mm/0.866 in. control and signaling units	Black	10	ZB5SZ3	0.009/0.020
Liquid spray protective washer to be fitted under the head	Ø 22 mm/0.866 in. control and signaling units	Chromium plated	50	ZB4BZ007	0.010/0.022
		Black	50	ZB4BZ0077	0.010/0.022
Plastic protection cover IP65/IP67	Ø 22 mm/0.866 in. USB and RJ45 ports	Black	10	ZBSP1	0.002/0.004
Rigid plastic protection cover IP65/IP67	Ø 22 mm/0.866 in. USB and RJ45 ports	Transparent	1	ZBSP2	0.006/0.013
Metal protection cover IP65/IP67/IP69K	Ø 22 mm/0.866 in. USB and RJ45 ports	Silver	1	ZBSP3	0.010/0.022
Ø 30 mm/1.181 in. Flush mounting kit for pushbuttons and pilot lights	Pushbutton ZB4B● with head mounted flush with bezel	Chromium plated	1	ZB4BZ021	0.019/0.042
Ø 30 mm/1.181 in. Flush mounting kit for selector switches and illuminated pushbuttons	Pushbutton ZB4B● with head mounted flush with bezel	Chromium plated	1	ZB4BZ022	0.021/0.046
Ø 30 mm/1.181 in. Flush mounting kit for pushbuttons and pilot lights	Pushbutton ZB4B● with head mounted flush with bezel	Metal black	1	ZB4BZ0217	0.019/0.042
Ø 30 mm/1.181 in. Flush mounting kit for selector switches and illuminated pushbuttons	Pushbutton ZB4B● with head mounted flush with bezel	Metal black	1	ZB4BZ0227	0.021/0.046
Adapter (Ø 30 to Ø 22 mm/1.181 to 0.866 in. reducer)	All pushbuttons	Chromium plated	1	ZB4BZ012	0.023/0.051
Plastic clips	2 or 3 levels of contact blocks ZBE10● in high vibration environment	–	10	ZBZ007	0.001/0.002
Dummy contact block	Contact blocks ZBE10● and transformer blocks ZBV5B	–	5	ZBE000	0.006/0.0123
Set of tabs for Faston connection	Contact blocks ZBE10● and light blocks ZBV●	–	10	ZBZ003	0.001/0.002
Description	Application		Sold in lots of	Unit reference	Weight kg/lb
Cable ducting support	Attached beneath head		10	NSYSPCP	0.030/0.066
M5 x 10 screw, with hexagonal slotted head	For attaching cable ducting		100	NSYSM10M5HP	0.003/0.007
Support	For pushbuttons, switches and pilot lights		1	DX1AP52	0.160/0.353
Boot for contact block ZBE10● and ZBE10●3 (2)	For protection against dusty environment		1	ZBZ60	0.098/0.216

(1) Body/fixing collar **ZB4BZ009** required for mounting to be ordered separately (see page 51).

(2) Restriction on use: Refer to the product instruction sheet on the Schneider Electric website, Harmony XB4 page.



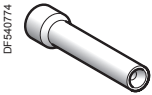
DL1CJ0●●●



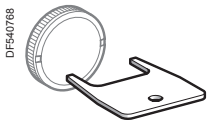
DL1CE●●●



DL1CF●●●



XBFX13



ZBZ8

Bulbs with BA 9s base fitting and associated accessories

Description	Characteristics	Color	Sold in lots of	Unit reference	Weight kg/lb
LEDs	24 V ~	White	1	DL1CJ0241	0.002/0.004
		Green	1	DL1CJ0243	0.002/0.004
		Red	1	DL1CJ0244	0.002/0.004
		Orange	1	DL1CJ0245	0.002/0.004
		Blue	1	DL1CJ0246	0.002/0.004
	48 V ~	Green	1	DL1CJ0483	0.002/0.004
		Red	1	DL1CJ0484	0.002/0.004
		Orange	1	DL1CJ0485	0.002/0.004
	6 V - 1.2 W	White	1	DL1CD0061	0.002/0.004
		Green	1	DL1CD0063	0.002/0.004
		Red	1	DL1CD0064	0.002/0.004
		Orange	1	DL1CD0065	0.002/0.004
		Blue	1	DL1CD0066	0.002/0.004
Incandescent bulbs	6 V - 1.2 W	–	10	DL1CB006	0.002/0.004
	24 V - 2 W	–	10	DL1CE024	0.002/0.004
	120...130 V 2.4 W	–	10	DL1CE130	0.002/0.004
Neon bulbs	120...130 V	–	10	DL1CF110	0.002/0.004
	230...240 V	–	10	DL1CF220	0.002/0.004
Bulb extractor	–	–	1	XBFX13	0.005/0.011
Lens cap tightening tool	Illuminated pushbuttons, with flush push	–	1	ZBZ8	0.009/0.020



ZBG455



ZBDLU1



ZBG455P



ZBGP



ZBDD2

Replacement keys

Description	Key number	Reference	Weight kg/lb
For latching mushroom head pushbuttons and selector switches			
Sets of 2 keys	455	ZBG455	0.013/0.029
	421E	ZBG421E	0.014/0.031
	458A	ZBG458A	0.014/0.031
	520E	ZBG520E	0.014/0.031
	3131A	ZBG3131A	0.014/0.031
	4A185	ZBDA185	0.014/0.031
	LU1	ZBDLU1	0.014/0.031
	LU2	ZBDLU2	0.014/0.031
	LU3	ZBDLU3	0.014/0.031
	LU4	ZBDLU4	0.014/0.031
	LU5	ZBDLU5	0.014/0.031
	LU6	ZBDLU6	0.014/0.031
	LU7	ZBDLU7	0.014/0.031
	LU8	ZBDLU8	0.014/0.031
	LU9	ZBDLU9	0.014/0.031
	LU10	ZBDLU10	0.014/0.031
	LU11	ZBDLU11	0.014/0.031
	LU12	ZBDLU12	0.014/0.031
	LU13	ZBDLU13	0.014/0.031
	LU14	ZBDLU14	0.014/0.031
	8D1	ZBD8D1	0.014/0.031
	Specific key	ZBGK (1)	0.014/0.031

For booted selector switches

Sets of 2 keys, one of which supplied booted (rubber boot)	455	ZBG455P	–
	421E	ZBG421EP	–
	458A	ZBG458AP	–
	520E	ZBG520EP	–
	3131A	ZBG3131AP	–

Accessory for key switches (2)

Description	Function	Reference	Weight kg/lb
Keyhole cover (rubber boot)	Protection of lock barrel when no key inserted in lock	ZBGP	0.005/0.011

Boot for standard handle

Description	For use with	Sold in lots of	Unit reference	Weight kg/lb
Boot for standard handle	ZB4BD●● and ZB5AD●●	5	ZBDD2	0.005/0.011

(1) Key number to be added when ordering.

(2) Not compatible with products with key TEC10.

A							
APE1C2150	53	XB4BD912R1K	44	XB4BV61	42	XB4BW73731M5	24
APE1C2250	53	XB4BD912R4K7	44	XB4BV63	42	XB5DSB	45
APE1PRE21	53	XB4BD912R10K	44	XB4BV64	42	XB5DSG	45
		XB4BD912R47K	44	XB4BV65	42	XB5DSM	45
		XB4BD912R100K	44	XB4BV61	40	XB5DT1S	45
		XB4BD912R470K	44	XB4BV63	40	XB5DTB22	45
		XB4BG03	36	XB4BV64	40	XB5DTB23	45
		XB4BG21	36	XB4BV65	40	XB5DTB24	45
		XB4BG33	36	XB4BV66	40	XB5DTB25	45
		XB4BG41	36	XB4BVG1	40	XB5DTGM2	45
		XB4BG61	36	XB4BVG3	40	XB5DTGM3	45
		XB4BJ21	35	XB4BVG4	40	XB5DTGM4	45
		XB4BJ33	35	XB4BVG5	40	XB5DTGM5	45
		XB4BJ53	35	XB4BVG6	40	XB5KS2B4	45
		XB4BK123B5	38	XB4BVM1	40	XB5KS2B8	45
		XB4BK123G5	38	XB4BVM3	40	XB5KS2G4	45
		XB4BK123M5	38	XB4BVM4	40	XB5KS2G8	45
		XB4BK124B5	38	XB4BVM5	40	XB5KS2M4	45
		XB4BK124G5	38	XB4BVM6	40	XB5KS2M8	45
		XB4BK124M5	38	XB4BW21B5	43	XB5KSB	45
		XB4BK125B5	38	XB4BW21G5	43	XB5KSG	45
		XB4BK125G5	38	XB4BW23B5	43	XB5KSM	45
		XB4BK125M5	38	XB4BW23G5	43	XB5PRJ45	45
		XB4BK133B5	38	XB4BW24B5	43	XB5PUSB3	45
		XB4BK133G5	38	XB4BW24G5	43	XBFX13	74
		XB4BK133M5	38	XB4BW25B5	43	XD4PA12	46
		XB4BK134B5	38	XB4BW25G5	43	XD4PA14	46
		XB4BK134G5	38	XB4BW26B5	43	XD4PA22	46
		XB4BK134M5	38	XB4BW26G5	43	XD4PA24	46
		XB4BK135B5	38	XB4BW28B5	43		
		XB4BK135G5	38	XB4BW28G5	43	Z	
		XB4BK135M5	38	XB4BW31B5	20	ZB2BE101	48
		XB4BL42	17	XB4BW31G5	20	ZB2BE102	48
		XB4BL4325	19	XB4BW31M5	20	ZB4BA0	16
		XB4BL73415	24	XB4BW33B5	20	ZB4BA1	16
		XB4BP21	18	XB4BW33G5	20	ZB4BA2	16
		XB4BP31	18	XB4BW33M5	20	ZB4BA3	16
		XB4BP42	18	XB4BW34B5	20	ZB4BA4	16
		XB4BP51	18	XB4BW34G5	20	ZB4BA5	16
		XB4BP61	18	XB4BW34M5	20	ZB4BA6	16
		XB4BS8442	28	XB4BW35B5	20	ZB4BA8	16
		XB4BS8444	28	XB4BW35G5	20	ZB4BA9	16
		XB4BS8445	28	XB4BW35M5	20	ZB4BA14	16
		XB4BS9445	28	XB4BW36B5	20	ZB4BA16	18
		XB4BS84441	28	XB4BW36G5	20	ZB4BA18	16
		XB4BT842	28	XB4BW36M5	20		
		XB4BT845	28	XB4BW3135	23	ZB4BA24	16
		XB4BV5B1	42	XB4BW3145	23	ZB4BA26	18
		XB4BV5B3	42	XB4BW3165	23	ZB4BA34	16
		XB4BV5B4	42	XB4BW3335	23	ZB4BA36	18
		XB4BV5B5	42	XB4BW3345	23	ZB4BA38	16
		XB4BV5B6	42	XB4BW3365	23		
		XB4BV31	42	XB4BW3435	23	ZB4BA44	16
		XB4BV33	42	XB4BW3445	23	ZB4BA46	18
		XB4BV34	42	XB4BW3465	23	ZB4BA48	16
		XB4BV35	42	XB4BW3535	23		
		XB4BV41	42	XB4BW3545	23	ZB4BA54	16
		XB4BV43	42	XB4BW3565	23	ZB4BA56	18
		XB4BV44	42	XB4BW73731B5	24	ZB4BA58	16
		XB4BV45	42	XB4BW73731G5	24		
						ZB4BA64	16
						ZB4BA66	18
						ZB4BA68	16
						ZB4BA79	24
						ZB4BA88	21
						ZB4BA98	16
							21
						ZB4BA131	19
						ZB4BA133	19
						ZB4BA136	19
						ZB4BA141	19
						ZB4BA142	19
						ZB4BA145	19
						ZB4BA232	19
						ZB4BA233	19
						ZB4BA234	19
						ZB4BA235	19
						ZB4BA245	19
						ZB4BA331	19
						ZB4BA333	19
						ZB4BA334	19
						ZB4BA335	19
						ZB4BA336	19
						ZB4BA341	19
						ZB4BA342	19
						ZB4BA432	19
						ZB4BA433	19
						ZB4BA434	19
						ZB4BA435	19
						ZB4BA791	25
						ZB4BA7120	24
						ZB4BA7121	24
						ZB4BA7340	24
						ZB4BA7341	24
						ZB4BA71115	25
						ZB4BA71123	25
						ZB4BA71124	25
						ZB4BA72124	25
						ZB4BA73132	25
						ZB4BA73133	25
						ZB4BA73134	25
						ZB4BA73135	25
						ZB4BB2	47
						ZB4BB4	47
						ZB4BC2	26
						ZB4BC3	26
						ZB4BC4	26
						ZB4BC5	26
						ZB4BC6	26
						ZB4BC24	26
						ZB4BC34	26
						ZB4BC44	26
						ZB4BC54	26
						ZB4BC64	26
						ZB4BC180	30
						ZB4BC280	30
						ZB4BC380	30
						ZB4BC480	30
						ZB4BC580	30
						ZB4BC680	30
						ZB4BC780	30
						ZB4BC980	30

ZB4BC18023	30	ZB4BH013	33	ZB4BK1713	39	ZB4BR316	26	ZB4BV18B5	57
ZB4BC28001	30	ZB4BH13	33	ZB4BK1733	39	ZB4BR416	26	ZB4BV18B6	57
ZB4BC28021	30	ZB4BH033	33	ZB4BK1743	39	ZB4BR516	26	ZB4BV18G1	57
ZB4BC38023	30	ZB4BH33	33	ZB4BK1753	39	ZB4BR616	26	ZB4BV18G3	57
ZB4BC48021	30	ZB4BH043	33	ZB4BK1763	39	ZB4BS12	27	ZB4BV18G4	57
ZB4BD2	34	ZB4BH43	33	ZB4BK1783	39	ZB4BS22	27	ZB4BV18G5	57
ZB4BD3	34	ZB4BH053	33	ZB4BK1813	39	ZB4BS42	27	ZB4BV18G6	57
ZB4BD4	34	ZB4BH53	33	ZB4BK1833	39	ZB4BS52	27	ZB4BV18M1	57
ZB4BD5	34	ZB4BH063	33	ZB4BK1843	39	ZB4BS55	27	ZB4BV18M3	57
ZB4BD7	34	ZB4BH63	33	ZB4BK1853	39	ZB4BS62	27	ZB4BV18M4	57
ZB4BD8	34	ZB4BH083	33	ZB4BK1863	39	ZB4BS72	27	ZB4BV18M5	57
ZB4BD28	37	ZB4BH83	33	ZB4BK1883	39	ZB4BS834	28	ZB4BV18M6	57
ZB4BD29	37	ZB4BJ2	35	ZB4BL1	17	ZB4BS844	28	ZB4BV033	41
ZB4BD39	37	ZB4BJ3	35	ZB4BL2	17	ZB4BS864	28	ZB4BV033E	41
ZB4BD48	37	ZB4BJ4	35	ZB4BL3	17	ZB4BS934	28	ZB4BV033S	41
ZB4BD49	37	ZB4BJ5	35	ZB4BL4	17	ZB4BS944	28	ZB4BV043	41
ZB4BD59	37	ZB4BJ7	35	ZB4BL5	17	ZB4BS964	28	ZB4BV043E	41
ZB4BD79	37	ZB4BJ8	35	ZB4BL6	17	ZB4BT2	27	ZB4BV043S	41
ZB4BD89	37	ZB4BJ291	35	ZB4BL232	19	ZB4BT84	28	ZB4BV053	41
ZB4BD912	44	ZB4BJ292	35	ZB4BL233	19	ZB4BT844	28	ZB4BV053E	41
ZB4BD922	44	ZB4BJ294	35	ZB4BL234	19	ZB4BV01	42	ZB4BV053S	41
ZB4BG0	36	ZB4BJ391	35	ZB4BL235	19	ZB4BV01S	42	ZB4BV063	41
ZB4BG0TEC10	37	ZB4BJ392	35	ZB4BL432	19	ZB4BV003	41	ZB4BV063E	41
ZB4BG1	36	ZB4BJ393	35	ZB4BL433	19	ZB4BV03	42	ZB4BV063S	41
ZB4BG01	36	ZB4BJ394	35	ZB4BL434	19	ZB4BV3	59	ZB4BV083	41
ZB4BG2	36	ZB4BJ395	35	ZB4BL435	19	ZB4BV3D1	59	ZB4BV083E	41
ZB4BG02	36	ZB4BJ396	35	ZB4BL7340	24	ZB4BV3D3	59	ZB4BV083S	41
ZB4BG2TEC10	37	ZB4BJ397	35	ZB4BL7341	24	ZB4BV3D4	59	ZB4BV156	59
ZB4BG03	36	ZB4BJ491	35	ZB4BP1	18	ZB4BV3D5	59	ZB4VB1	56
ZB4BG3	36	ZB4BJ593	35	ZB4BP1S	18	ZB4BV3D6	59	ZB4VB3	56
ZB4BG3TEC10	37	ZB4BJ792	35		61	ZB4BV03S	42	ZB4VB4	56
ZB4BG4	36	ZB4BJ793	35	ZB4BP2	18	ZB4BV04	42	ZB4VB5	56
ZB4BG04	36	ZB4BJ796	35	ZB4BP2S	18	ZB4BV4	59	ZB4VB6	56
ZB4BG4TEC10	37	ZB4BJ891	35		61	ZB4BV4D1	59	ZB4VB1156	57
ZB4BG5	36	ZB4BJ893	35	ZB4BP3	18	ZB4BV4D3	59	ZB4VB3156	57
ZB4BG05	36	ZB4BJ895	35	ZB4BP3S	18	ZB4BV4D4	59	ZB4VB4156	57
ZB4BG5TEC10	37	ZB4BK1213	39		61	ZB4BV4D5	59	ZB4VB5156	57
ZB4BG05TEC10	37	ZB4BK1233	39	ZB4BP4	18	ZB4BV4D6	59	ZB4VB6156	57
ZB4BG6	36	ZB4BK1243	39	ZB4BP4S	18	ZB4BV04S	42	ZB4VBG1	56
ZB4BG6TEC10	37	ZB4BK1253	39		61	ZB4BV05	42	ZB4VBG3	56
ZB4BG7	36	ZB4BK1263	39	ZB4BP5	18	ZB4BV5	59	ZB4VBG4	56
ZB4BG7TEC10	37	ZB4BK1283	39	ZB4BP5S	18	ZB4BV5D1	59	ZB4VBG5	56
ZB4BG8	36	ZB4BK1313	39		61	ZB4BV5D3	59	ZB4VBG6	56
ZB4BG08	36	ZB4BK1333	39	ZB4BP6	18	ZB4BV5D4	59	ZB4VVG1	56
ZB4BG9	36	ZB4BK1343	39	ZB4BP6S	18	ZB4BV5D5	59	ZB4VVG3	56
ZB4BG09	36	ZB4BK1353	39		61	ZB4BV5D6	59	ZB4VVG4	56
ZB4BG9TEC10	37	ZB4BK1363	39	ZB4BP18	18	ZB4BV05S	42	ZB4VVG5	56
ZB4BH0	32	ZB4BK1383	39	ZB4BP38	18	ZB4BV06	42	ZB4VVG6	56
ZB4BH01	32	ZB4BK1413	39	ZB4BP48	18	ZB4BV6	59	ZB4VVG35	50
ZB4BH1	32	ZB4BK1433	39	ZB4BP58	18	ZB4BV06S	42	ZB4VVG45	50
ZB4BH02	32	ZB4BK1443	39	ZB4BP68	18	ZB4BV07	42	ZB4VJ1	56
ZB4BH2	32	ZB4BK1453	39	ZB4BP183	18	ZB4BV07S	42	ZB4VJ3	56
ZB4BH03	32	ZB4BK1463	39	ZB4BP383	18	ZB4BV8	59	ZB4VJ4	56
ZB4BH3	32	ZB4BK1483	39	ZB4BP483	18	ZB4BV9	59	ZB4VJ5	56
ZB4BH04	32	ZB4BK1513	39	ZB4BP583	18	ZB4BV013	41	ZB4VJ6	56
ZB4BH4	32	ZB4BK1533	39	ZB4BP683	18	ZB4BV013E	41	ZB4VJM1	56
ZB4BH05	32	ZB4BK1543	39	ZB4BR2	26	ZB4BV013S	41	ZB4VJM3	56
ZB4BH5	32	ZB4BK1553	39	ZB4BR3	26	ZB4BV18B1	57	ZB4VJM4	56
ZB4BH06	32	ZB4BK1563	39	ZB4BR4	26	ZB4BV18B3	57	ZB4VJM5	56
ZB4BH6	32	ZB4BK1583	39	ZB4BR5	26	ZB4BV18B4	57	ZB4VJM6	56
				ZB4BR6	26				
				ZB4BR216	26				

ZB4BW0B11	54	ZB4BW03D15	58	ZB4BW133	22	ZB4BZ102	48	ZBA344	60
ZB4BW0B12	54	ZB4BW03D35	58	ZB4BW133S	22	ZB4BZ103	48	ZBA346	60
ZB4BW0B13	54	ZB4BW03D45	58	ZB4BW143	22	ZB4BZ104	48	ZBA432	60
ZB4BW0B15	54	ZB4BW03D55	58	ZB4BW143S	22	ZB4BZ105	48	ZBA433	60
ZB4BW0B31	54	ZB4BW03D65	58	ZB4BW153	22	ZB4BZ106	48	ZBA434	60
ZB4BW0B32	54	ZB4BW04D15	58	ZB4BW153S	22	ZB4BZ107	48	ZBA435	60
ZB4BW0B33	54	ZB4BW04D35	58	ZB4BW163	22	ZB4BZ141	48	ZBA639	60
ZB4BW0B35	54	ZB4BW04D45	58	ZB4BW163S	22	ZB4BZ0217	73	ZBA2934	60
ZB4BW0B41	54	ZB4BW04D55	58	ZB4BW183	22	ZB4BZ0227	73	ZBA2935	60
ZB4BW0B42	54	ZB4BW04D65	58	ZB4BW183S	22	ZB4BZ1013	52	ZBD8D1	75
ZB4BW0B43	54	ZB4BW05D15	58	ZB4BW313	21	ZB4BZ1014	53	ZBDA185	75
ZB4BW0B45	54	ZB4BW05D35	58	ZB4BW313S	21	ZB4BZ1015	50	ZBDD2	75
ZB4BW0B51	54	ZB4BW05D45	58	ZB4BW333	21	ZB4BZ1023	52	ZBDLU1	75
ZB4BW0B52	54	ZB4BW05D55	58	ZB4BW333S	21	ZB4BZ1024	53	ZBDLU2	75
ZB4BW0B53	54	ZB4BW05D65	58	ZB4BW343	21	ZB4BZ1025	50	ZBDLU3	75
ZB4BW0B55	54	ZB4BW7A9	24	ZB4BW343S	21	ZB4BZ1033	52	ZBDLU4	75
ZB4BW0B61	54	ZB4BW7A1715	24	ZB4BW353	21	ZB4BZ1034	53	ZBDLU5	75
ZB4BW0B62	54	ZB4BW7A1720	24	ZB4BW353S	21	ZB4BZ1035	50	ZBDLU6	75
ZB4BW0B63	54	ZB4BW7A1721	24	ZB4BW363	21	ZB4BZ1043	52	ZBDLU7	75
ZB4BW0B65	54	ZB4BW7A1724	24	ZB4BW363S	21	ZB4BZ1044	53	ZBDLU8	75
ZB4BW0G11	54	ZB4BW7A3740	24	ZB4BW383	21	ZB4BZ1045	50	ZBDLU9	75
ZB4BW0G12	54	ZB4BW7A3741	24	ZB4BW383S	21	ZB4BZ1053	52	ZBDLU10	75
ZB4BW0G13	54	ZB4BW7L3740	24	ZB4BW413	26	ZB4BZ1054	53	ZBDLU11	75
ZB4BW0G15	54	ZB4BW7L3741	24	ZB4BW433	26	ZB4BZ1055	50	ZBDLU12	75
ZB4BW0G31	54	ZB4BW11	23	ZB4BW443	26	ZB4BZ1414	53	ZBDLU13	75
ZB4BW0G32	54	ZB4BW11S	23	ZB4BW453	26	ZB4BZ1905	72	ZBDLU14	75
ZB4BW0G33	54	ZB4BW13	23	ZB4BW463	26	ZB4BZ2005	72	ZBE000	73
ZB4BW0G35	54	ZB4BW13S	23	ZB4BW513	21	ZB4BZ2105	72	ZBE101	48
ZB4BW0G41	54	ZB4BW14	23	ZB4BW533	21	ZB4SZ3	73	ZBE102	48
ZB4BW0G42	54	ZB4BW14S	23	ZB4BW543	21	ZB4SZ37	73	ZBE201	48
ZB4BW0G43	54	ZB4BW15	23	ZB4BW553	21	ZB5SZ3	73	ZBE202	48
ZB4BW0G45	54	ZB4BW15S	23	ZB4BW563	21	ZBA1	60	ZBE203	48
ZB4BW0G51	54	ZB4BW16	23	ZB4BW583	21	ZBA2	60	ZBE204	48
ZB4BW0G52	54	ZB4BW16S	23	ZB4BW613	27	ZBA3	60	ZBE205	48
ZB4BW0G53	54	ZB4BW17	23	ZB4BW633	27	ZBA4	60	ZBE501	48
ZB4BW0G55	54	ZB4BW17S	23	ZB4BW643	29	ZBA5	60	ZBE502	48
ZB4BW0G61	54	ZB4BW31	23	ZB4BW653	27	ZBA6	60	ZBE503	48
ZB4BW0G62	54	ZB4BW031	58	ZB4BW663	27	ZBA9	60	ZBE504	48
ZB4BW0G63	54	ZB4BW31S	23	ZB4BW913	21	ZBA131	60	ZBE505	48
ZB4BW0G65	54	ZB4BW33	23	ZB4BW933	21	ZBA133	60	ZBE701	51
ZB4BW0M11	55	ZB4BW33S	23	ZB4BW943	21	ZBA136	60	ZBE702	51
ZB4BW0M12	55	ZB4BW34	23	ZB4BW953	21	ZBA137	60	ZBE1013	52
ZB4BW0M13	55	ZB4BW34S	23	ZB4BW963	21	ZBA141	60	ZBE1014	53
ZB4BW0M15	55	ZB4BW35	23	ZB4BW983	21	ZBA142	60	ZBE1015	50
ZB4BW0M31	55	ZB4BW035	58	ZB4BX2	27	ZBA145	60	ZBE1016	48
ZB4BW0M32	55	ZB4BW35S	23	ZB4BX84	28	ZBA232	60	ZBE1016P	48
ZB4BW0M33	55	ZB4BW36	23	ZB4BZ007	73	ZBA233	60	ZBE1016P3	52
ZB4BW0M35	55	ZB4BW36S	23	ZB4BZ009	48	ZBA234	60	ZBE1023	52
ZB4BW0M41	55	ZB4BW37	23		50	ZBA235	60	ZBE1024	53
ZB4BW0M42	55	ZB4BW37S	23		51	ZBA245	60	ZBE1025	50
ZB4BW0M43	55	ZB4BW041	58	ZB4BZ012	73	ZBA331	60	ZBE1026	48
ZB4BW0M45	55	ZB4BW045	58	ZB4BZ021	73	ZBA333	60	ZBE1026P	48
ZB4BW0M51	55	ZB4BW051	58	ZB4BZ022	73	ZBA334	60	ZBE1026P3	52
ZB4BW0M52	55	ZB4BW055	58	ZB4BZ62	72	ZBA335	60	ZBE2013	52
ZB4BW0M53	55	ZB4BW061	58	ZB4BZ64	72	ZBA336	60	ZBE2023	52
ZB4BW0M55	55	ZB4BW062	58	ZB4BZ65	72	ZBA337	60	ZBE2033	52
ZB4BW0M61	55	ZB4BW063	58	ZB4BZ66	72	ZBA338	60	ZBE2043	52
ZB4BW0M62	55	ZB4BW065	58	ZB4BZ0077	73	ZBA341	60	ZBE2053	52
ZB4BW0M63	55	ZB4BW113	22	ZB4BZ079	51	ZBA342	60	ZBE5013	52
ZB4BW0M65	55	ZB4BW113S	22	ZB4BZ101	48	ZBA343	60	ZBE5023	52

ZBE5033	52	ZBV18G4	49	ZBVJ5	49	ZBY1103	68	ZBY02128	64
ZBE5043	52	ZBV18G5	49	ZBVJ6	49	ZBY1104	68	ZBY2129	62
ZBE5053	52	ZBV18G6	49	ZBVJ15	50	ZBY1105	68	ZBY02129	64
ZBE7016	51	ZBV18M1	49	ZBVJ35	50	ZBY1106	68	ZBY02130	64
ZBE7026	51	ZBV18M3	49	ZBVJ45	50	ZBY1107	68	ZBY2130	62
ZBE10163	52	ZBV18M4	49	ZBVJ55	50	ZBY1108	68	ZBY2131	62
ZBE10263	52	ZBV18M5	49	ZBVJ65	50	ZBY1115	68	ZBY02131	64
ZBG421E	75	ZBV18M6	49	ZBVM1	49	ZBY1116	68	ZBY2132	62
ZBG421EP	75	ZBV0103S	61	ZBVM3	49	ZBY1146	68	ZBY02132	64
ZBG455	75	ZBV0113	61	ZBVM4	49	ZBY1147	68	ZBY2133	62
ZBG455P	75	ZBV0133	61	ZBVM5	49	ZBY1148	68	ZBY02133	64
ZBG458A	75	ZBV0143	61	ZBVM6	49	ZBY1149	68	ZBY2134	62
ZBG458AP	75	ZBV0153	61	ZBVM8	49	ZBY1203	68	ZBY02134	64
ZBG520E	75	ZBV0163	61	ZBVM14	53	ZBY1204	68	ZBY2135	62
ZBG520EP	75	ZBVB1	49	ZBVM15	50	ZBY1207	68	ZBY02135	64
ZBG2201	46	ZBVB3	49	ZBVM34	53	ZBY1208	68	ZBY2146	62
ZBG2401	46	ZBVB4	49	ZBVM35	50	ZBY1214	68	ZBY02146	64
ZBG3131A	75	ZBVB5	49	ZBVM44	53	ZBY1303	68	ZBY2147	62
ZBG3131AP	75	ZBVB6	49	ZBVM45	50	ZBY1304	68	ZBY02147	64
ZBG4201	46	ZBVB8	49	ZBVM54	53	ZBY1311	68	ZBY2148	62
ZBG4401	46	ZBVB14	53	ZBVM55	50	ZBY1312	68	ZBY02148	64
ZBGK	75	ZBVB15	50	ZBVM64	53	ZBY1316	68	ZBY2164	62
ZBGP	75	ZBVB17	51	ZBVM65	50	ZBY1912	68	ZBY02164	64
ZBL1	60	ZBVB34	53	ZBW911	61	ZBY2101	62	ZBY2165	62
ZBL2	60	ZBVB35	50	ZBW913	61	ZBY2103	62	ZBY02165	64
ZBL3	60	ZBVB37	51	ZBW914	61	ZBY02103	64	ZBY2166	62
ZBL4	60	ZBVB44	53	ZBW915	61	ZBY2104	62	ZBY02166	64
ZBL5	60	ZBVB45	50	ZBW916	61	ZBY02104	64	ZBY2167	62
ZBL6	60	ZBVB47	51	ZBW917	61	ZBY2105	62	ZBY02167	64
ZBL9	60	ZBVB54	53	ZBW931	61	ZBY02105	64	ZBY2178	62
ZBL138	60	ZBVB55	50	ZBW933	61	ZBY2106	62	ZBY02178	64
ZBP0	61	ZBVB57	51	ZBW934	61	ZBY02106	64	ZBY2179	62
ZBP0A	61	ZBVB64	53	ZBW935	61	ZBY2107	62	ZBY02179	64
ZBP011	61	ZBVB65	50	ZBW936	61	ZBY02107	64	ZBY2184	62
ZBP012	61	ZBVB67	51	ZBW937	61	ZBY2108	62	ZBY02184	64
ZBP013	61	ZBVBG1	49	ZBW9113	61	ZBY02108	64	ZBY2185	62
ZBP014	61	ZBVBG3	49	ZBW9133	61	ZBY2109	62	ZBY02185	64
ZBP015	61	ZBVBG4	49	ZBW9143	61	ZBY02109	64	ZBY2186	62
ZBP016	61	ZBVBG5	49	ZBW9153	61	ZBY2110	62	ZBY02186	64
ZBP017	61	ZBVBG6	49	ZBW9163	61	ZBY02110	64	ZBY2195	62
ZBPA	61	ZBVG1	49	ZBW9313	61	ZBY2111	62	ZBY02195	64
ZBSP1	73	ZBVG3	49	ZBW9333	61	ZBY02111	64	ZBY2196	62
ZBSP2	73	ZBVG4	49	ZBW9343	61	ZBY2112	62	ZBY02196	64
ZBSP3	73	ZBVG5	49	ZBW9353	61	ZBY02112	64	ZBY2197	62
ZBV5B	49	ZBVG6	49	ZBW9363	61	ZBY2113	62	ZBY02197	64
ZBV6	59	ZBVG8	49	ZBY001	48	ZBY02113	64	ZBY2198	62
ZBV011	61	ZBVG14	53		50	ZBY2114	62	ZBY02198	64
ZBV013	61	ZBVG15	50		52	ZBY02114	64	ZBY2199	62
ZBV014	61	ZBVG34	53	ZBY2H101	62	ZBY2115	62	ZBY02199	64
ZBV015	61	ZBVG35	50	ZBY4H101	62	ZBY02115	64	ZBY2203	63
ZBV016	61	ZBVG44	53	ZBY6H101	67	ZBY2116	62	ZBY02203	66
ZBV017	61	ZBVG45	50	ZBY6H102	67	ZBY02116	64	ZBY2204	63
ZBV18B1	49	ZBVG54	53	ZBY0101	64	ZBY2123	62	ZBY02204	66
ZBV18B3	49	ZBVG55	50	ZBY0102	64	ZBY02123	64	ZBY2205	63
ZBV18B4	49	ZBVG64	53	ZBY0104	62	ZBY2126	62	ZBY02205	66
ZBV18B5	49	ZBVG65	50	ZBY00104	64	ZBY02126	64	ZBY2206	63
ZBV18B6	49	ZBVJ1	49	ZBY0123	62	ZBY2127	62	ZBY02206	66
ZBV18G1	49	ZBVJ3	49	ZBY00123	64	ZBY02127	64	ZBY2207	63
ZBV18G3	49	ZBVJ4	49	ZBY0140	64	ZBY2128	62	ZBY02207	66
				ZBY1101	68				

ZBY2208	63	ZBY2307	63	ZBY8140	69	ZBY022420001	66
ZBY02208	66	ZBY02307	65	ZBY8160	29	ZBYIEC60417N1	68
ZBY2209	63	ZBY2308	63		69	ZBYISO7000N1	68
ZBY02209	66	ZBY02308	65	ZBY8230	69	ZBYTEXT1	68
ZBY2210	63	ZBY2309	63	ZBY8260	29	ZBZ001	48
ZBY02210	66	ZBY02309	65		69		52
ZBY2211	63	ZBY2310	63	ZBY8330	69	ZBZ003	73
ZBY02211	66	ZBY02310	65	ZBY8360	29	ZBZ006	51
ZBY2212	63	ZBY2311	63		69	ZBZ007	73
ZBY02212	66	ZBY02311	65	ZBY8430	69	ZBZ8	74
ZBY2213	63	ZBY2312	63	ZBY8460	29	ZBZ010	51
ZBY02213	66	ZBY02312	65		69	ZBZ011	51
ZBY2214	63	ZBY2313	63	ZBY8630	69	ZBZ012	51
ZBY02214	66	ZBY02313	65	ZBY8660	29	ZBZ28	29
ZBY2223	63	ZBY2314	63		69		72
ZBY02223	66	ZBY02314	65	ZBY9101	29	ZBZ32	62
ZBY2226	63	ZBY2316	63		69	ZBZ33	67
ZBY02226	66	ZBY02316	65	ZBY9101M	71	ZBZ34	62
ZBY2227	63		66	ZBY9101T	70	ZBZ35	67
ZBY02227	66	ZBY2321	63	ZBY9120	28	ZBZ48	27
ZBY2228	63	ZBY02321	65		69		69
ZBY02228	66	ZBY2322	63	ZBY9121	28	ZBZ58	29
ZBY2229	63	ZBY02322	65		69		72
ZBY02229	66	ZBY2323	63	ZBY9130M	71	ZBZ60	31
ZBY2230	63	ZBY02323	65	ZBY9130T	70		73
ZBY02230	66	ZBY2326	63	ZBY9140M	71	ZBZ1600	71
ZBY2231	63	ZBY02326	65	ZBY9140T	70	ZBZ1602	71
ZBY02231	66	ZBY2327	63	ZBY9160	29	ZBZ1604	71
ZBY2232	63	ZBY02327	65		69	ZBZ1605	71
ZBY02232	66	ZBY2328	63	ZBY9160M	71	ZBZ1606	71
ZBY2233	63	ZBY02328	65	ZBY9160T	70	ZBZ1902	31
ZBY02233	66	ZBY2328	63	ZBY9220	28		72
ZBY2234	63	ZBY02330	65		69	ZBZ2102	72
ZBY02234	66	ZBY2330	63	ZBY9230M	71	ZBZ3605	70
ZBY2235	63	ZBY02334	65	ZBY9230T	70	ZBZG156	49
ZBY02235	66	ZBY2334	63	ZBY9260	29	ZBZM156	49
ZBY2265	63	ZBY02334	65		69	ZBZVG	49
ZBY02265	66	ZBY2364	63	ZBY9260M	71	ZBZVM	49
ZBY2266	63	ZBY02364	65	ZBY9260T	70	ZD4PA12	46
ZBY02266	66		66	ZBY9320	28	ZD4PA14	46
ZBY2267	63	ZBY2366	63		69	ZD4PA22	46
ZBY02267	66	ZBY02366	65	ZBY9330M	71	ZD4PA24	46
ZBY2284	63	ZBY2367	63	ZBY9330T	70	ZD4PA103	46
ZBY02284	66	ZBY02367	65	ZBY9360	29	ZD4PA203	46
ZBY2295	63	ZBY2385	63		69		
ZBY02295	66	ZBY02385	65	ZBY9360M	71		
ZBY2297	63		66	ZBY9360T	70		
ZBY02297	66	ZBY2387	63	ZBY9420	28		
ZBY2298	63	ZBY02387	65		69		
ZBY02298	66	ZBY2931	62	ZBY9430M	71		
ZBY2299	63	ZBY02931	64	ZBY9460	29		
ZBY02299	66	ZBY4100	66		69		
ZBY2303	63	ZBY4101	62	ZBY9460M	71		
ZBY02303	65	ZBY4140	62	ZBY9530M	71		
ZBY2304	62	ZBY5100	67	ZBY9620	28		
ZBY02304	64	ZBY5101	67		69		
ZBY2305	63	ZBY5102	67	ZBY9630M	71		
ZBY02305	65	ZBY6101	67	ZBY9660	29		
ZBY2306	63	ZBY6102	67		69		
ZBY02306	65	ZBY6140	67	ZBY9660M	71		
		ZBY8101	29	ZBY9730M	71		
			69	ZBY9830M	71		
		ZBY8130	69	ZBY55130	67		
				ZBY55330	67		
				ZBY22420001	63		



Schneider Electric Industries SAS

Head Office
35, rue Joseph Monier
F-92500 Rueil-Malmaison
France

www.schneider-electric.com/control

The information provided in this documentation contains general descriptions and/or technical characteristics of the performance of the products contained herein. This documentation is not intended as a substitute for and is not to be used for determining suitability or reliability of these products for specific user applications. It is the duty of any such user or integrator to perform the appropriate and complete risk analysis, evaluation and testing of the products with respect to the relevant specific application or use thereof. Neither Schneider Electric nor any of its affiliates or subsidiaries shall be responsible or liable for misuse of the information contained herein.

Design: Schneider Electric
Photos: Schneider Electric